

VESSEL

AIR NIPPERS





Sliding Air Nippers Horizontal-type	224 - 226
Sliding Air Nippers Horizontal-type Blades	227 - 228
Sliding Air Nippers Vertical-type	229
Sliding Air Nippers Vertical-type Blades	229 - 231
Thrust-Cut Air Nipper	231
Thrust-Cut Air Nipper Blades	231
Heat Air Nippers	234 - 238
Air Nippers	239 - 243
Air Nipper Blades	244 - 251
Air Scissors	252
Nipper Fixture Parts	253 - 254
Custom-made Blades	255

AIR NIPPER

Environmental Measures

Pb (lead) / Cd (cadmium) / Hg (mercury) / Hexavalent chromium / PBB (polybrominated biphenyl) / PBDE (polybrominated diphenyl ether) / DEHP, BBP, DBP, DIBP (phthalate esters)


The products with this mark in this catalogue are compliant with the RoHS directives (EU) (usage limit of the above 10 substances).

Note: For the updated information on RoHS compliant products, visit our homepage, because some products or sizes are under investigation or are not compliant at the time of publication of this catalogue.
www.vessel.co.jp

RoHS

Standard blades

Blades open and close by a spring repulsion.



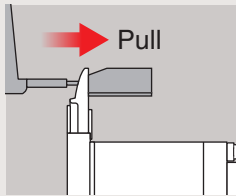
NM blades

Special blade without spring for 24-hour operation; blades open and close by a magnet repulsion.



Slide-off air nippers

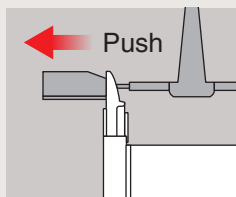
The main unit of the nipper slides and the blade comes into intimate contact with a gate, enabling to cut it without resin residue.



Pull/Push

A wide selection of models can support various applications. Possible to fix the highly precise positioning against the gate as there is less rattling or deflection.

»225



Double action type

Slide mechanism not using a spring ensures smooth action. It is free from concerns about spring wear or metal fatigue, resulting in high durability.

»226

Air nippers Model Blade shape

No. **NY10 A J**

AJ : Plastic, Straight	RAJ : Plastic, Straight Reversed
AJL : Plastic, Straight Long	RAJL : Plastic, Straight Long Reversed
AJT : Plastic, Straight Thin	
AE : Plastic, Nipping	
AJY : Plastic, Straight Recessed	
AD : Plastic, Over-ride	
AH : Plastic, Crank	RAH : Plastic, Crank Reversed
AJB : Plastic, Straight (Carbide tipped)	RAJB : Plastic, Straight (Carbide tipped) Reversed
AJV : Plastic, Straight V-shaped	
AJH : Plastic, Straight (HSS tipped)	
BJ : Metal, Straight	RBJ : Metal, Straight Reversed




For more precise gate-cutting:



Heat air nippers

These nippers perform cutting by applying heat to the blade edges. They are good for cutting acrylic lens.

»237



Heat air nippers Thrust-cut type

Cutting by the application of heat; thrust-cutting type ensuring a clean, unblemished cut surface constantly.

»237



Option Parts

Bracket optional parts for easy installation. Clamps and brackets are available to facilitate mounting air nippers on equipment.

»253



Square type

Provided with threaded holes on the 5 faces of the main unit. Suitable for incorporating into a machine or equipment.

»240



Round type

Possible to adjust freely the mounting angle by a stand (option). Suitable for installation on a robotic arm or chuck plate.


»241





Extra Pressure Booster

Installing this unit on either square or round air nipper enables a pressure to be boosted. Ideal for applications where the radical pressure cannot be attained because of installation space or air pressure.

»241



Tough aluminum body



Air-hydro nippers Thrust-cut type

An air-hydro cylinder of air + oil provides low speeds and high power. These nippers are suitable for precision cutting in which gate projecting allowance is strict.

»235

Differences in the cut surfaces when using heat nippers (GT-NSH type)

	PVC	Nylon	Glass-contained	Polypropylene
Standard Blades (Not Heat Nipper)				
Heat Nippers				

Applications

HAND TOOLS

INDUSTRIAL BITS

CONSTRUCTION BITS

RECIPROCATING SAW BLADES

ELECTRIC TOOLS

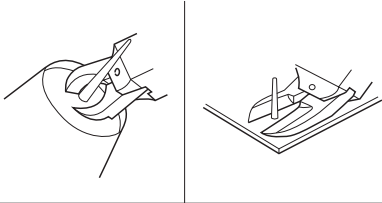
AIR TOOLS

AIR NIPPERS

STATIC SOLUTIONS

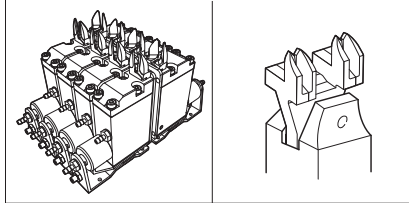
GASOLINE ENGINE TOOLS

Cutting direct gate molded components




Cuts large diameter sprues such as garment cases, helmets, pipe joint parts, trash cans, planters. Superb durability in long term use.

Gate cut for multiple impression molded components



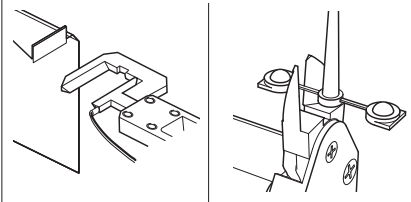
Compact, lightweight body and with a large selection of blade items, easy mounting on chuck board and standby jig. Achieves efficient cuts matching cycle time.

Taking products from a jewelry tree



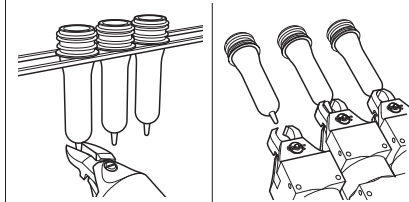
Cutting of precious metals for rings, necklaces etc. Superb durability and increased efficiency with powerful nipper blades.

Gate cutting for lenses, LGP, and transparent products



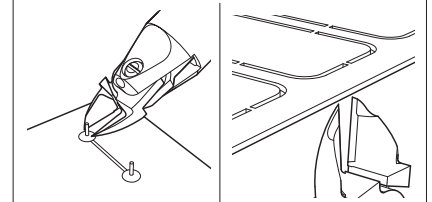
Various heated nippers prevent cracks and whitening, the decisive factor is the heating temperature of the blades and cutting speed. Supports demands for improved flexibility and high precision cutting.

Pre-form cutting for food and drug cases



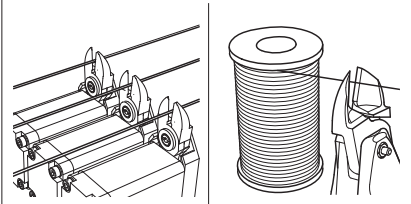
Improved efficiency in pre-forming, nippers attached to flat finish pre-form molding machine. Cut precision is linked to product quality.

For cutting parts on a substrate or electronic components.



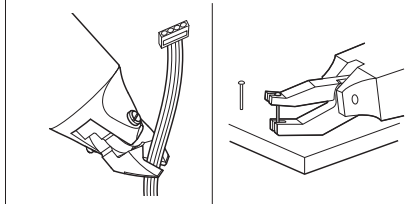
The handy nippers that are optimal for cutting lead wires after soldering can significantly reduce the wrist strain during work. For cutting parts on a substrate, mount the nipper on a desktop robot.

Wire cutting with coil winding machine



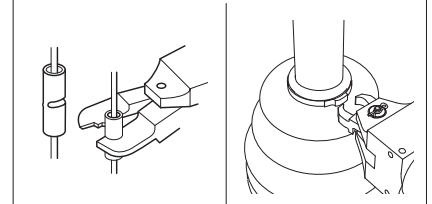
Attach to the nipper unit of automatic coil winding machine for power transformers, fan motors and ignition. Cutting thick diameter wires that cannot be torn off.

Hand-held tools for dismantling in recycling plants



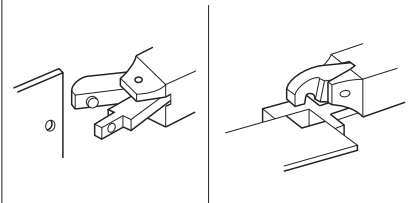
Cuts a variety of wires, copper tubing and steel bands in recycling plants such as PCs and OA equipment, pachinko machines, TVs, and refrigerators, washing machines, etc. Nippers for the purpose of pulling out the pachinko machine pins.

Crimping task for solderless terminals



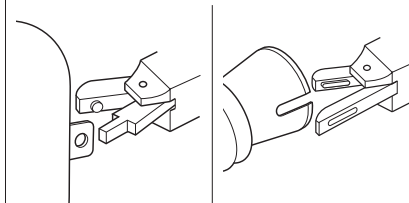
For crimping terminals with various wiring harnesses such as for switchboards, electrical products and lighting equipment. Less strain on fingers and wrists. Increased work efficiency for stop rings for auto parts.

Die cutter for aluminum products and plastic components



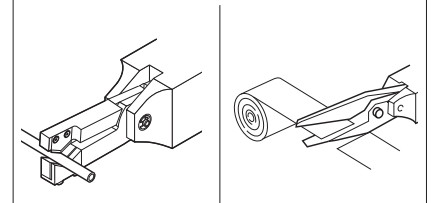
By support for separate blades, allows punching and form cutting of aluminum sash and thin plates.

Punching of blow molded products, punching slotted holes



Punching blow molded products, punching slotted holes, for containers that cannot be punched and automobile ducts, etc.

Other applications



Micro-edge air scissors that can cut various hard-to-cut fibers, carbon, aramid fibers, and soft plastic sheets. Nippers for cutting belt loops of jeans, peeling recycled golf balls, cutting edges with textile machinery, etc.

Selection method for air nipper

Check materials

What is the "cutting target (workpiece)"?

- Metal wire
 - Steel wire
 - Copper wire
 - Piano wire (not heat processed/HV320 or below), precious metals etc.
- Molded plastic
 - Soft plastic (polyvinyl chloride, polyethylene)
 - Hard plastic (acrylic, polycarbonate, ABS, etc.)
- Other applications
 - Check materials, applications and work.
(Bending, caulking, punching, robotic hand, and scissors.)

Check dimensions

How big is the "size of the cut portion"?

- Metal
 - Angle (mm×mm) [select model by cross-section area]
 - Round (φmm)
- Plastic
 - Angle (mm×mm) [select model by cross-section area]
- Other applications
 - Check materials, applications and work.

Usage

What is the "state/environment of the work"?

- Used mounted on automated machinery and robots.
- Used for manual work.
- Used mounted on a jig. And so forth

Select model

Choose a model suitable for the purpose.

Choose based on "usage and cut dimensions" for the main unit, and "material and dimensions/shape" for the blades.
 Refer to "product specifications" for the main unit/blade characteristics/usage, respectively. Also when selecting the machine, refer to "capability selection chart".
 The shape/material of the workpiece may not be compatible with standard products.


Guidance for capability selection

Note: Reference value when a standard blade is mounted.
 Values vary depending on the blade shapes and types of cut objects.

Types	Cutting material							Applicable models	Air pressure MPa
	Copper wire	Steel wire (Non-heat treated)	Piano wire (HV320 or below)	Soft plastic		Hard plastic	Solderless terminals		
				Dia.	Cross-section				
N•NS•NR	1.0mm	0.5mm		2.0mm	3.1mm ²			N3,NS3,NR3	0.4~0.5
	1.0	0.5		2.0	3.1			N5,NS5,NR5	0.4~0.5
	1.6	1.0		3.0	7.0	2.0mm		N7,NS7,NR7	0.4~0.5
	1.8	1.2		4.0	12.5	2.6		N10	0.5~0.6
	1.8	1.2		4.0	12.5	2.6		NS10L,NR10L	0.5~0.6
	2.3	1.7		4.5	15.8	4.0		N12	0.5~0.6
	2.6	2.0	1.0mm	7.0	38.4	5.0		N20,NS20,NR20	0.5~0.6
	3.3	2.8	1.2	10.0	78.5	6.5	1.25/2.0	N30,NS30,NR30	0.5~0.6
	5.5	4.5	2.0	12.0	113.0	6.5		N50,NR50	0.5~0.6
With pressure booster						5.5		NR50F	0.5~0.6
	2.6	1.6		5.0	19.6	4.0		P-10L	
	3.0	2.2		8.0	50.2	6.0		P-20	
	4.8	4.0		13.0	132.6	7.0		P-30	
NY								P-50	
				2.0	3.1	1.3		NY03	0.4~0.5
	1.6	1.0		3.0	7.0	2.0		NF05,NY05	0.4~0.5
				3.5	9.6	2.3		NF10,NY10	0.4~0.5
				4.0	12.5	2.6		NF15,NY15	0.4~0.5
NT				5.0	19.6	3.4		NY25	0.5~0.6
				1.5	1.7	1.0		NT03	0.4~0.5
				2.5	4.9	1.5		NT05	0.4~0.5
				3.5	9.6	2.3		NT10	0.4~0.5
				5.0	19.6	3.4		NT20	0.4~0.5
	AS, HS, BJ type	BBB, BFB	AP, PF, AJ type			ACD type			

GT-NY25-6
Sliding Air Nippers

Horizontal sliding type allowing the efficient use of the space.



High quality air nippers that can be mounted on gate cutting equipment and standby jigs for accurate, speedy cutting of resin molded products. A wide selection of products that meets the around-the-clock operations and the need for the highly precise cutting accuracy.



GT-NY25-6
Sliding Air Nippers Horizontal-Type

The low height of the nipper body does not obstruct the operation of the chucking machine when removing workpieces.

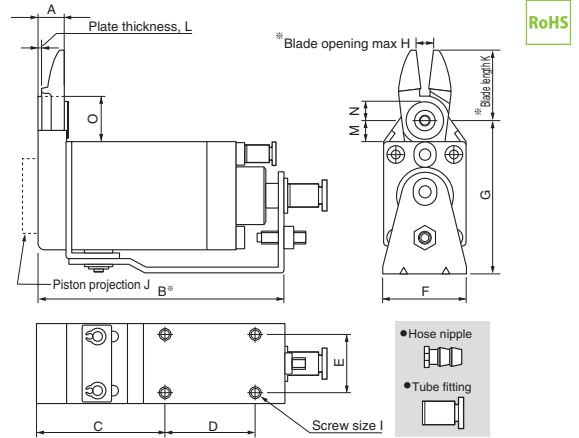

※Image is for illustration purposes.

HAND TOOLS
INDUSTRIAL BITS
CONSTRUCTION BITS
RECIPROCATING SAW BLADES
ELECTRIC TOOLS
AIR TOOLS
AIR NIPPERS
STATIC SOLUTIONS
GASOLINE ENGINE TOOLS

Sliding Air Nippers Horizontal-Type

GT-NY05/10/15/25

- The horizontal slide enables space to be utilized effectively.
- The low profile of the nipper body allows objects to be removed from the machine without obstructing the operations of the chuck plate.
- Blades are OPTION.



Reference

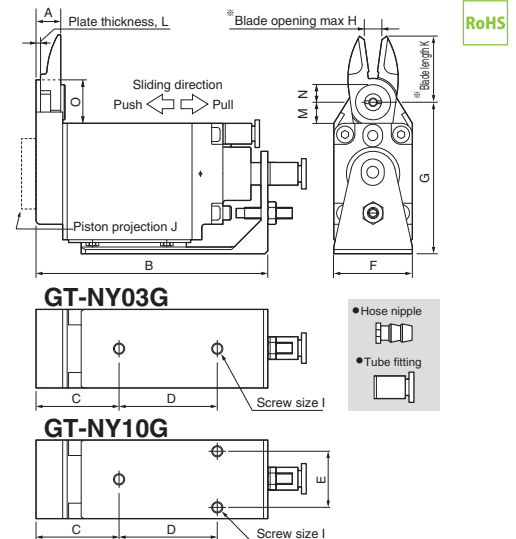
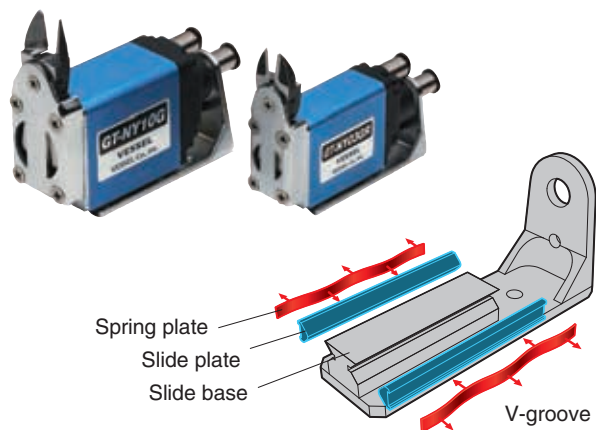
Capacity ϕ (mm)				Code No.	Model No.	Size(mm)															Air Consumption (cm ³ /str.)	Weight (g)	Slide Distance (mm)	Hose Port	JAN (4907587)
Soft Plastic	Hard Plastic	Copper	Steel			A	B	C	D	E	F	G	H	I	J	K	L	M	N	O					
3.0	2.0	1.6	1.0	360646	GT-NY05																48	155	Pull 0~3	W/hose nipple	309518
3.0	2.0	1.6	1.0	360647	GT-NY05R	8.6	75.9	40.9	25	15	23	47.6	4	M4	3	22	1.6	8.5	6.25	16.5	48	155	Push 0~3	Hose I.D. ϕ 2.5mm	309532
3.0	2.0	1.6	1.0	360648	GT-NY05-4																		Pull 0~3	W/tube fitting	309525
3.0	2.0	1.6	1.0	360649	GT-NY05R-4																		Push 0~3	Hose I.D. ϕ 2.5×O.D. ϕ 4mm	309549
3.5	2.3			360652	GT-NY10																		Pull 0~3	W/hose nipple	309563
3.5	2.3			360656	GT-NY10R	8.8	82.1	42.1	30	20	28	51.6	6	M4	5	24	1.6	7.5	6.25	15.5	68	210	Push 0~3	Hose I.D. ϕ 2.5mm	309587
3.5	2.3			360660	GT-NY10-4																		Pull 0~3	W/tube fitting	309570
3.5	2.3			360664	GT-NY10R-4																		Push 0~3	Hose I.D. ϕ 2.5×O.D. ϕ 4mm	309594
4.0	2.6			360672	GT-NY15																		Pull 0~3	W/hose nipple	309617
4.0	2.6			360673	GT-NY15R	10.2	93	48	35	25	33	58	8	M4	5	27	2	7.5	6.25	16.5	136	319	Push 0~3	Hose I.D. ϕ 2.5mm	309631
4.0	2.6			360674	GT-NY15-4																		Pull 0~3	W/tube fitting	309624
4.0	2.6			360675	GT-NY15R-4																		Push 0~3	Hose I.D. ϕ 2.5×O.D. ϕ 4mm	309648
5.0	3.4			360680	GT-NY25																		Pull 0~5	W/hose nipple	309679
5.0	3.4			360681	GT-NY25R	12.5	108.5	54.5	40	30	42	69	9	M5	2	31	2.5	10.5	7	20.5	184	580	Push 0~5	Hose I.D. ϕ 4mm	309686
5.0	3.4			360682	GT-NY25-6																		Pull 0~5	W/tube fitting	309693
5.0	3.4			360683	GT-NY25R-6																		Push 0~5	Hose I.D. ϕ 4×O.D. ϕ 6mm	309709

※Capacity indication shows the reference value when a standard blade is mounted. Values vary depending on the blade shapes and type of cut objects.
 ※K (blade projection) and H (maximum blade opening) indicate the dimensions when a standard blade (AJ type) is mounted. ※Air Pressure: 0.4~0.5MPa (NY25 type: 0.5~0.6)
 ※B refers to the distance from the cut position for PUSH style models, and the distance from the start position for PULL style models.

Sliding Air Nippers Horizontal-Type

GT-NY03G/10G

- V-groove slide base ensures constant, stable positioning.
- The unit is not subject to inclined loads, and has achieved high precision gate cutting performance.
- Blades are OPTION.



Reference

Capacity ϕ (mm)		Code No.	Model No.	Size(mm)															Air Consumption (cm ³ /str.)	Weight (g)	Slide Distance (mm)	Hose Port	JAN (4907587)		
Soft Plastic	Hard Plastic			A	B	C	D	E	F	G	H	I	J	K	L	M	N	O							
2.0	1.3	360741	GT-NY03G																		37	160	Pull 0~3	W/hose nipple	309419
2.0	1.3	360742	GT-NY03GR	8.6	74.5	29.5	30	-	19	46.5	3	M4	0	21	1.6	7.5	5.25	14.5	37	160	Push 0~3	Hose I.D. ϕ 2.5mm	309426		
2.0	1.3	360743	GT-NY03G-4																				Pull 0~3	W/tube fitting	309433
2.0	1.3	360744	GT-NY03GR-4																				Push 0~3	Hose I.D. ϕ 2.5×O.D. ϕ 4mm	309440
3.5	2.3	360753	GT-NY10G																				Pull 0~3	W/hose nipple	309464
3.5	2.3	360754	GT-NY10GR	8.8	82.6	29.6	35	20	28	54	6	M4	5	24	1.6	7.5	6.25	15.5	68	275	Push 0~3	Hose I.D. ϕ 2.5mm	309471		
3.5	2.3	360755	GT-NY10G-4																				Pull 0~3	W/tube fitting	309488
3.5	2.3	360756	GT-NY10GR-4																				Push 0~3	Hose I.D. ϕ 2.5×O.D. ϕ 4mm	309495

※Capacity indication shows the reference value when a standard blade is mounted. Values vary depending on the blade shapes and type of cut objects. ※K (blade projection) and H (maximum blade opening) indicate the dimensions when a standard blade (AJ type) is mounted. ※Air Pressure: 0.4~0.5MPa

※Blades are optional. Note that a forward or a backward-facing blades are respectively available.

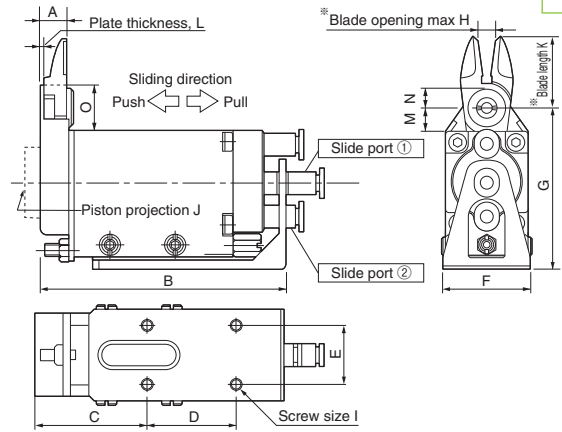

HAND TOOLS
INDUSTRIAL BITS
CONSTRUCTION BITS
RECIPROCATING SAW BLADES
ELECTRIC TOOLS
AIR TOOLS
AIR NIPPERS
STATIC SOLUTIONS
GASOLINE ENGINE TOOLS

Double Action Sliding Air Nippers

GT-NY10S/25S

- The springless slide construction of the main unit ensures smooth movement.
- V-groove slide base has been employed for high precision positioning.
- Blades are OPTION.

RoHS



<Note>
Nipper moves
- Backward [Pull direction] when air is fed to Slide port ①.
- Forward [Push direction] when air is fed to Slide port ②.

Reference

Capacity ϕ (mm)		Code No.	Model No.	Size (mm)															Air Consumption (cm ³ /str.)	Weight (g)	Slide Distance (mm)	Hose Port	JAN (4907587)
Soft Plastic	Hard Plastic			A	B	C	D	E	F	G	H	I	J	K	L	M	N	O					
3.5	2.3	360731	GT-NY10S	8.8	84.5	38	30	20	32	55	6	M4	5	24	1.6	7.5	6.25	15.5	68	300	0~3.5	W/tube fitting Hose I.D. ϕ 2.5×O.D. ϕ 4mm	309761
5.0	3.4	360732	GT-NY25S	12.5	106.5	47	40	30	47	72	9	M5	2	31	2.5	10.5	7	20.5	184	695	0~5.0	W/tube fitting Hose I.D. ϕ 4×O.D. ϕ 6mm	309860

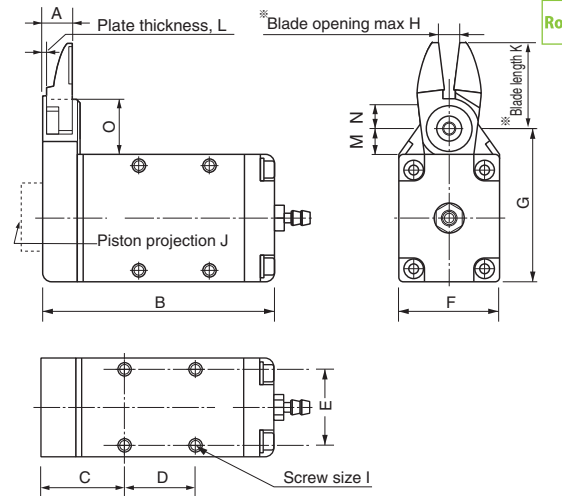
*Capacity indication shows the reference value when a standard blade is mounted. Values vary depending on the blade shapes and type of cut objects.
*K (blade projection) and H (Maximum blade opening) indicate the dimensions when a standard blade (AJ type) is mounted. *Air Pressure...NY10S: 0.4~0.5MPa / NY25S: 0.5~0.6MPa

Type-F Air Nippers

GT-NF05/10/15

- These compact, lightweight nippers have been designed for easy mounting inside equipment and to enable secure mounting under high-density mounting conditions.
- Blades are OPTION.

RoHS



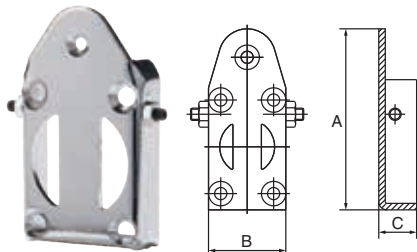
Reference

Capacity ϕ (mm)				Code No.	Model No.	Size (mm)															Air Consumption (cm ³ /str.)	Weight (g)	Hose Port	JAN (4907587)
Soft Plastic	Hard Plastic	Copper	Steel			A	B	C	D	E	F	G	H	I	J	K	L	M	N	O				
3.0	2.0	1.6	1.0	360606	GT-NF05	8.6	59.9	21.9	17	18	23	39.5	4	M3	3	22	1.6	8.4	6.25	16.4	43	101	W/hose nipple	308511
3.5	2.3	1.7	1.1	360607	GT-NF10	8.8	65.1	23.1	20	22	28	43.5	6	M3.5	5	24	1.6	7.4	6.25	15.4	63	143	Hose I.D.	308528
4.0	2.6	1.8	1.2	360608	GT-NF15	10.2	73	25	25	26	33	48.5	8	M4	5	27	2	7.4	6.25	16.4	128	219	ϕ 2.5× ϕ 4mm	308535

*Capacity indication shows the reference value when a standard blade is mounted. Values vary depending on the blade shapes and type of cut objects.
*K (blade projection) and H (maximum blade opening) indicate the dimensions when a standard blade (AJ type) is mounted. Mounting screw for NF10 (M3.5) is regarded as spare part.
*Air Pressure: 0.4~0.5MPa

Blade opening adjustment plate

NY03GWAS/05WAS/10WAS/15WAS/25WAS



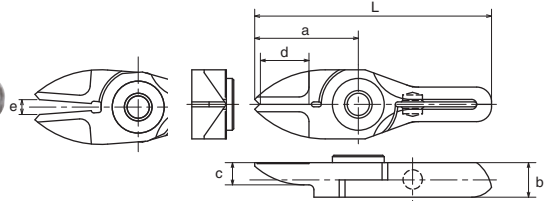
Code No.	Model No.	Size (mm)			Weight (g)	Applicable models	JAN (4907587)
		A	B	C			
855161	NY03GWAS	44.5	19	9.3	16	GT-NY03G(-4)/NY03GR(-4)	026347
855162	NY05WAS	47.5	23	9.3	19	GT-NY05(-4)/NY05R(-4)/NF05	026354
855163	NY10WAS	51.5	28	9.5	22	GT-NY10(-4)/NY10R(-4)/NY10S/NF10	026361
855164	NY15WAS	57.5	33	11.0	37	GT-NY15(-4)/NY15R(-4)/NF15	026378
855165	NY25WAS	67.5	42	13.5	70	GT-NY25(-6)/NY25R(-6)/NY25S	026385

*Blades are optional. Note that a forward or a backward-facing blades are respectively available.

HAND TOOLS
INDUSTRIAL BITS
CONSTRUCTION BITS
RECIPROCATING SAW BLADES
ELECTRIC TOOLS
AIR TOOLS
AIR NIPPERS
STATIC SOLUTIONS
GASOLINE ENGINE TOOLS

Straight blades for plastic | AJ/RAJ/AJB

Plastic AJ/Upright blade with an unbeveled cutting edge. Can be applied at a right angle to the gate. **RAJ**/Reversed blade of RAJ/AJ type. **AJB**/Carbide tipped (brazing), for cutting hard plastic or glass-fiber containing plastic.

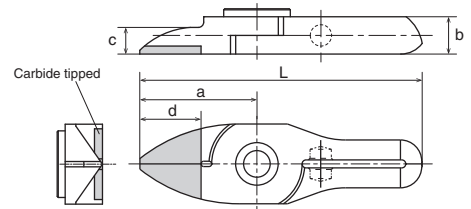


Code No.	Model No.	Size (mm)						Weight (g)	Material	Applicable models	JAN (4907587)
		a	b	c	d: Effective Length	e: Blade opening	L Overall length				
360591	NY03AJ	21	7	4.5	11.5	3	48	17	Special alloy steel	GT-NY03G(-4)	370662
360594	NY03RAJ	21	7	4.5	10.5	3	48	17	Special alloy steel	GT-NY03GR(-4)	370693
360551	NY05AJ	22	7	5	11.5	4	53	22	Special alloy steel	GT-NY05(-4)/ NF05	370341
360556	NY05RAJ	22	7	5	11.5	4	53	22	Special alloy steel	GT-NY05R(-4)/ NF05	370396
360553	NY05AJB	22	7	5	11.5	4	53	22	Carbide tipped	GT-NY05(-4)/ NF05	370365
360561	NY10AJ	24	7.2	5	13.5	6	57	28	Special alloy steel	GT-NY10(-4)/ NY10G(-4)/ NF10 / NY10S	370433
360566	NY10RAJ	24	7.2	5	13.5	6	57	28	Special alloy steel	GT-NY10R(-4)/ NY10GR(-4)/ NF10 / NY10S	370488
360563	NY10AJB	24	7.2	5	13.5	6	57	28	Carbide tipped	GT-NY10(-4)/ NY10G(-4)/ NF10 / NY10S	370457
360571	NY15AJ	27	8.2	5.5	14.5	8	65	41	Special alloy steel	GT-NY15(-4)/ NF15	370518
360576	NY15RAJ	27	8.2	5.5	14.5	8	65	41	Special alloy steel	GT-NY15R(-4)/ NF15	370563
360573	NY15AJB	27	8.2	5.5	14.5	8	65	41	Carbide tipped	GT-NY15(-4)/ NF15	370532
360583	NY25AJ	31	10	6	17.5	9	77	65	Special alloy steel	GT-NY25(-6)/ NY25S	370594
360587	NY25RAJ	31	10	6	17.5	9	77	65	Special alloy steel	GT-NY25R(-6)/ NY25S	370631
360585	NY25AJB	31	10	6	17.5	9	77	72	Carbide tipped	GT-NY25(-6)/ NY25S	370617

>> For guidance on cutting capability, see Technical data on P283.

Straight blades for plastic (Carbide tipped) | RAJB

Plastic AJB/Carbide tipped (brazing), for cutting hard plastic or glass-fiber containing plastic.

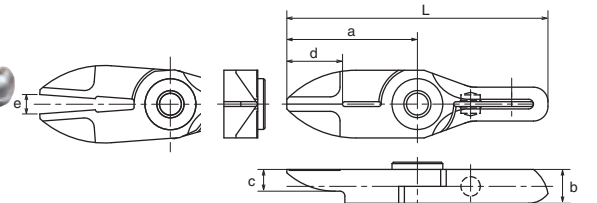


Code No.	Model No.	Size (mm)						Weight (g)	Material	Applicable models	JAN (4907587)
		a	b	c	d: Effective Length	e: Blade opening	L Overall length				
360579	NY05RAJB	22	7	5	11.5	4	53	22	Carbide tipped	GT-NY05R(-4)/ GT-NF05	008978
360580	NY10RAJB	24	7.2	5	13.5	6	57	28	Carbide tipped	GT-NY10R(-4)/ NY10GR(-4)/ NY10S / NF10	008985
360581	NY15RAJB	27	8.2	5.5	14.5	8	65	41	Carbide tipped	GT-NY15R(-4)/ GT-NF15	008992
360582	NY25RAJB	31	10	6	17.5	9	77	72	Carbide tipped	GT-NY25R(-6)/ NY25S	009005

>> For guidance on cutting capability, see Technical data on P283.

Straight long blades for plastic | AJL

Plastic AJL/Long type of straight blade. Effective when there is a distance between the nipper and the cutting point of the gate of the workpiece.

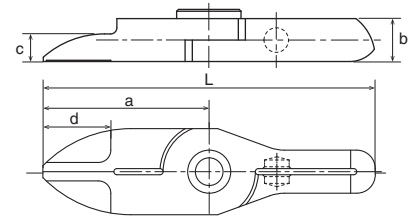


Code No.	Model No.	Size (mm)						Weight (g)	Material	Applicable models	JAN (4907587)
		a	b	c	d: Effective Length	e: Blade opening	L Overall length				
360592	NY03AJL	27	7	4.5	11.5	4	54	21	Special alloy steel	GT-NY03G(-4)	370679
360552	NY05AJL	31	7	5	11.5	5.5	62	29	Special alloy steel	GT-NY05(-4)/ NF05	370358
360562	NY10AJL	33	7.2	5	13.5	8	66	37	Special alloy steel	GT-NY10(-4)/ NY10G(-4)/ NF10 / NY10S	370440
360572	NY15AJL	38	8.2	5.5	14.5	11	76	50	Special alloy steel	GT-NY15(-4)/ NF15	370525
360584	NY25AJL	46	10	6	17.5	13	92	88	Special alloy steel	GT-NY25(-6)/ NY25S	370600

>> For guidance on cutting capability, see Technical data on P283.

Straight long blades for plastic | RAJL

Plastic AJL/Long type of straight blade. Effective when there is a distance between the nipper and the cutting point of the gate of the workpiece.



Code No.	Model No.	Size (mm)						Weight (g)	Material	Applicable models	JAN (4907587)
		a	b	c	d: Effective Length	e: Blade opening	L Overall length				
360595	NY03RAJL	27	7	4.5	11.5	4	54	21	Special alloy steel	GT-NY03GR(-4)	009913
360596	NY05RAJL	31	7	5	11.5	5.5	62	29	Special alloy steel	GT-NY05R(-4)/ GT-NF05	009920
360597	NY10RAJL	33	7.2	5	13.5	8	66	37	Special alloy steel	GT-NY10R(-4)/ NY10GR(-4)/ NY10S / NF10	009937
360598	NY15RAJL	38	8.2	5.5	14.5	11	76	50	Special alloy steel	GT-NY15R(-4)/ GT-NF15	009944
360599	NY25RAJL	46	10	6	17.5	13	92	88	Special alloy steel	GT-NY25R(-6)/ NY25S	009951

>> For guidance on cutting capability, see Technical data on P283.

HAND TOOLS

INDUSTRIAL BITS

CONSTRUCTION BITS

RECIPROCATING SAW BLADES

ELECTRIC TOOLS

AIR TOOLS

AIR NIPPERS

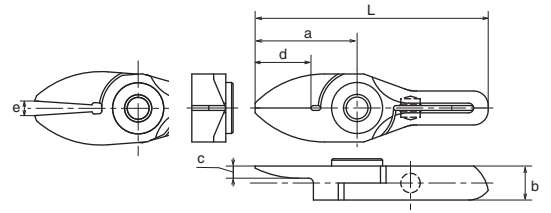
STATIC SOLUTIONS

GASOLINE ENGINE TOOLS

HAND TOOLS

Thin, straight blades for plastic | AJT

Plastic AJT/Straight blade with a thin cutting edge for plastic. The cut surface is cleanly finished without leaving residue.



RoHS

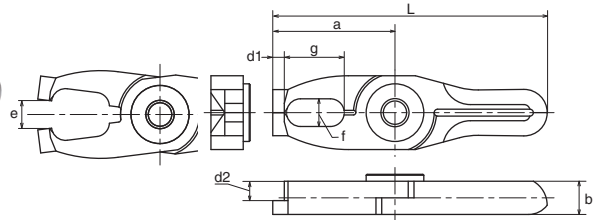
Code No.	Model No.	Size (mm)						Weight (g)	Material	Applicable Models	JAN (4907587)
		a	b	c	d: Effective Length	e: Blade opening	L Overall length				
360593	NY03AJT	21	7	2.5	11.5	3	48	17	Special alloy steel	GT-NY03G(-4)	370686
360554	NY05AJT	22	7	3	11.5	4	53	21	Special alloy steel	GT-NY05(-4)/ NF05	370372
360564	NY10AJT	24	7.2	3	13.5	6	57	26	Special alloy steel	GT-NY10(-4)/ NY10G(-4)/ NF10 / NY10S	370464
360574	NY15AJT	27	8.2	3.5	14.5	8	65	38	Special alloy steel	GT-NY15(-4)/ NF15	370549

>> For guidance on cutting capability, see Technical data on P283.

INDUSTRIAL BITS

Over-ride blades for plastic | AD

Plastic AD/For batch processing of three-dimensional gates such as ride gate.



RoHS

Code No.	Model No.	Size (mm)			Effective Length (mm)		e: Blade opening (mm)	L Overall length (mm)	Weight (g)	Material	Applicable Models	JAN (4907587)
		a	b	f×g	d1	d2						
360568	NY10AD	26.5	7.2	6×13	2.5	4.2	6	59.5	31	Special alloy steel	GT-NY10(-4)/ NY10G(-4)/ NF10 / NY10S	370501
360578	NY15AD	30	8.2	7×14	3	4.7	8	68	45	Special alloy steel	GT-NY15(-4)/ NF15	370587
360589	NY25AD	35	10	8×17	4	6	9	81	75	Special alloy steel	GT-NY25(-6)/ NY25S	370655

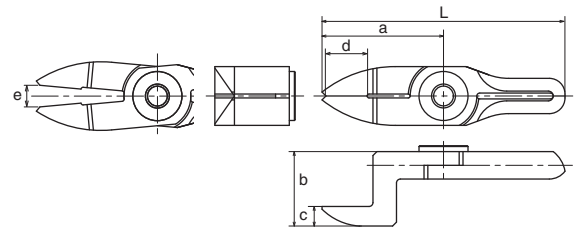
>> For guidance on cutting capability, see Technical data on P283.

CONSTRUCTION BITS

RECIPROCATING SAW BLADES

Crank blades for plastic | AH/RAH

Plastic AH/Crank shaped blade for plastic. Effective when there are obstacles in the way or the gate section is too narrow.
RAH/Reversed blade of AH type that is used when the nippers are installed facing each other.



RoHS

Code No.	Model No.	Size (mm)						Weight (g)	Material	Applicable Models	JAN (4907587)
		a	b	c	d: Effective Length	e: Blade opening	L Overall length				
360555	NY05AH	31	19	5	11.5	5.5	62	37	Special alloy steel	GT-NY05(-4)/ NF05	370389
360557	NY05RAH	30	12	5	11.5	5	61	31	Special alloy steel	GT-NY05R(-4)/ NF05	370402
360565	NY10AH	33	20	5	13.5	8	66	43	Special alloy steel	GT-NY10(-4)/ NY10G(-4)/ NF10 / NY10S	370471
360567	NY10RAH	32	12.2	5	13.5	7	65	36	Special alloy steel	GT-NY10R(-4)/ NY10GR(-4)/ NF10 / NY10S	370495
360575	NY15AH	38	21.5	5.5	14.5	11	76	63	Special alloy steel	GT-NY15(-4)/ NF15	370556
360577	NY15RAH	35	13.2	5.5	14.5	9	73	52	Special alloy steel	GT-NY15R(-4)/ NF15	370570
360586	NY25AH	46	24	6	18.5	13	92	110	Special alloy steel	GT-NY25(-6)/ NY25S	370624
360588	NY25RAH	42	16	6	17.5	12	88	89	Special alloy steel	GT-NY25R(-6)/ NY25S	370648

>> For guidance on cutting capability, see Technical data on P283.

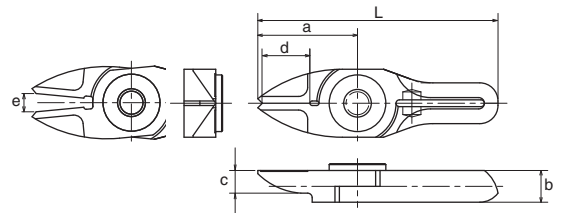
ELECTRIC TOOLS

AIR TOOLS

AIR NIPPERS

Straight blades for metal | BJ/RBJ

Metal BJ/Upright type blade for metal with an unbeveled cutting edge.
RBJ/Reversed blade of BJ type.



RoHS

Code No.	Model No.	Size (mm)						Weight (g)	Material	Applicable Models	JAN (4907587)
		a	b	c	d: Effective Length	e: Blade opening	L Overall length				
360558	NY05BJ	22	7	5	11.5	4	53	22	Special alloy steel	GT-NY05(-4)/ NF05	370419
360559	NY05RBJ	22	7	5	11.5	4	53	22	Special alloy steel	GT-NY05R(-4)/ NF05	370426

>> For guidance on cutting capability, see Technical data on P283.

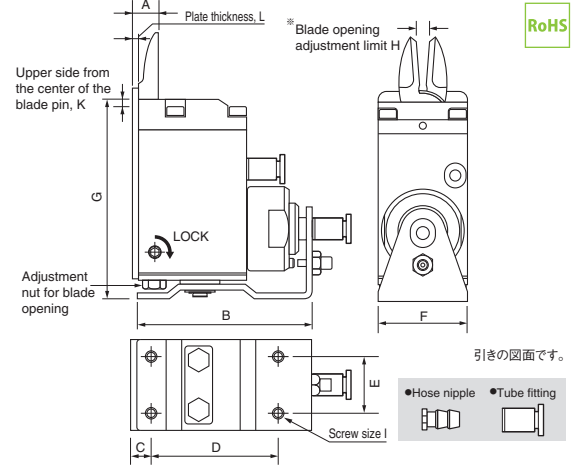
STATIC SOLUTIONS

GASOLINE ENGINE TOOLS

Sliding Air Nippers Vertical-type

GT-NT03/05/10/20

- Blade opening is adjustable, and fine adjustments are easy to make after mounting the nippers, ensuring clean, unblemished cut surfaces.
- Blade can be installed either with the cutting edge outside or inside.
- Blades are OPTION.



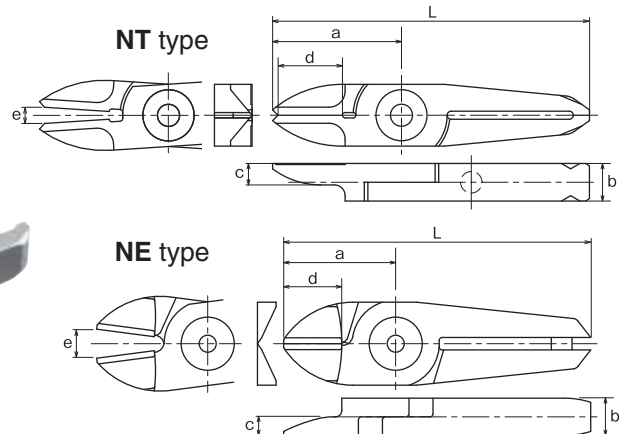
Reference

Capacity ϕ (mm)		Code No.	Model No.	Size (mm)											Air Consumption (cm ³ /str.)	Weight (g)	Slide Distance (mm)	Hose Port	JAN (4907587)
Soft Plastic	Hard Plastic			A	B	C	D	E	F	G	H	I	J	K					
1.5	1.0	360601	GT-NT03												27	178	Pull 0~3	W/hose nipple	309211
1.5	1.0	360611	GT-NT03R												27	178	Push 0~3	Hose I.D ϕ 2.5mm	309235
1.5	1.0	360621	GT-NT03-4	9	62	7	43	14	19	68.1	1.5~3	M3	2	5	27	178	Pull 0~3	W/tube fitting	309228
1.5	1.0	360631	GT-NT03R-4												27	178	Push 0~3	Hose I.D ϕ 2.5×O.D. ϕ 4mm	309242
2.5	1.5	360602	GT-NT05												47	325	Pull 0~3	W/hose nipple	309266
2.5	1.5	360612	GT-NT05R												47	325	Push 0~3	Hose I.D ϕ 2.5mm	309280
2.5	1.5	360622	GT-NT05-4	9	64	7	45	20	32	71.1	3~6	M4	2	5	47	325	Pull 0~3	W/tube fitting	309273
2.5	1.5	360632	GT-NT05R-4												47	325	Push 0~3	Hose I.D ϕ 2.5×O.D. ϕ 4mm	309297
3.5	2.3	360603	GT-NT10												82	515	Pull 0~3	W/hose nipple	309310
3.5	2.3	360613	GT-NT10R												82	515	Push 0~3	Hose I.D ϕ 2.5mm	309334
3.5	2.3	360623	GT-NT10-6	11	73	8	53	24	38	88.1	4~7	M4	2	5	82	515	Pull 0~3	W/tube fitting	309327
3.5	2.3	360633	GT-NT10R-6												82	515	Push 0~3	Hose I.D ϕ 4×O.D. ϕ 6mm	309341
5.0	3.4	360604	GT-NT20												203	930	Pull 0~8	W/hose nipple	309365
5.0	3.4	360614	GT-NT20R												203	930	Push 0~8	Hose I.D ϕ 4mm	309389
5.0	3.4	360624	GT-NT20-6	14	103	10	80	28	44	102.1	4.5~9	M5	2	6	203	930	Pull 0~8	W/tube fitting	309372
5.0	3.4	360634	GT-NT20R-6												203	930	Push 0~8	Hose I.D ϕ 4×O.D. ϕ 6mm	309396

※Capacity indication shows the reference value when a standard blade is mounted. Values vary depending on the blade shapes and type of cut objects.
 ※Blade opening adjustment limit (H) is the dimension adjusted for standard blade (AJ type). ※Air Pressure: 0.4~0.5MPa (NT20 type: 0.5~0.6)

Straight blades for plastic AJ/AJH/AJB

- AJ**/Upright blade with an unbeveled cutting edge. Can be applied at a right angle to the gate.
- AJH**/HSS tipped (brazing) for cutting hard plastic.
- AJB**/Carbide tipped (brazing), for cutting hard plastic or glass-fiber containing plastic. Improved durability.



Code No.	Model No.	Size (mm)						Weight (g)	Material	Applicable Models	JAN (4907587)
		a	b	c	d: Effective Length	e: Blade opening	L Overall length				
360511	NT03AJ	24	7	4	13	3	59	20	Special alloy steel	GT-NT03 type	370037
360512	NT05AJ	29	7	5	17.5	6	65	30	Special alloy steel		370044
360534	NT05AJH	29	7	5	17.5	6	65	30	HSS tipped	GT-NT05 type	370198
360515	NT05AJB	29	7	5	17.5	6	65	30	Carbide tipped		370075
360184	NE5AJ	24	7	3.5	12	6	60	35	Special alloy steel	GT-NT10 type	372444
360513	NT10AJ	35	9	6	21	7	82	62	Special alloy steel		370051
360539	NT10AJH	35	9	6	21	7	82	76	HSS tipped	GT-NT10 type	370242
360518	NT10AJB	35	9	6	21	7	82	76	Carbide tipped		370105
360185	NE10AJ	27	9	4.5	12	7	74	70	Special alloy steel	GT-NT20 type	372451
360514	NT20AJ	40	12	6	24	9	97	120	Special alloy steel		370068
360544	NT20AJH	40	12	6	20	9	97	120	HSS tipped	GT-NT20 type	370297
360543	NT20AJB	40	12	6	24	9	97	120	Carbide tipped		370280

>> For guidance on cutting capability, see Technical data on P283.

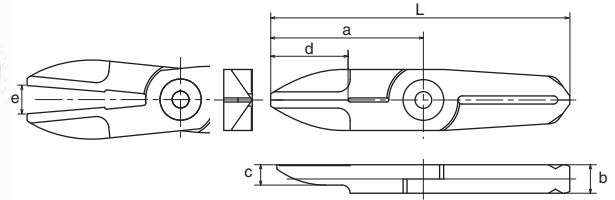
HAND TOOLS
INDUSTRIAL BITS
CONSTRUCTION BITS
RECIPROCATING SAW BLADES
ELECTRIC TOOLS
AIR TOOLS
AIR NIPPERS
STATIC SOLUTIONS
GASOLINE ENGINE TOOLS

HAND TOOLS

Straight long blades for plastic | AJL



AJL/This is a long type set of straight blades. This is useful when there is distance between the nipper and the gate cut portion of the molded object.



RoHS

Code No.	Model No.	Size(mm)						Weight (g)	Material	Applicable Models	JAN (4907587)
		a	b	c	d: Effective Length	e: Blade opening	L Overall length				
360516	NT05AJL	36	7	5	17.5	7	72	39	Special alloy steel	GT-NT05 type	370082
360520	NT10AJL	47	9	6	21	9	94	62	Special alloy steel	GT-NT10 type	370129
360541	NT20AJL	57	12	6	24	12	114	156	Special alloy steel	GT-NT20 type	370266

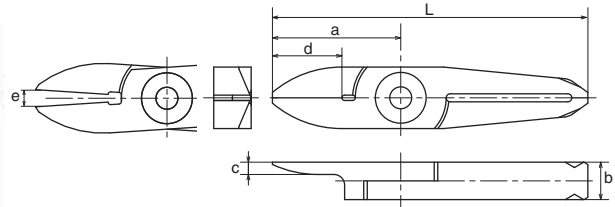
>> For guidance on cutting capability, see Technical data on P283.

INDUSTRIAL BITS

Thin, straight blades for plastic | AJT



AJT/This is a set of straight blades with a thin cutting edge. It can cleanly trim cross sections without remnants.



RoHS

Code No.	Model No.	Size(mm)						Weight (g)	Material	Applicable Models	JAN (4907587)
		a	b	c	d: Effective Length	e: Blade opening	L Overall length				
360526	NT03AJT	24	7	2.3	13	3	59	19	Special alloy steel	GT-NT03 type	370143
360531	NT05AJT	29	7	3	17.5	6	65	29	Special alloy steel	GT-NT05 type	370167
360536	NT10AJT	35	9	4	21	7	82	65	Special alloy steel	GT-NT10 type	370211

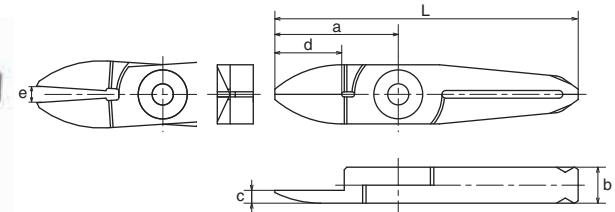
>> For guidance on cutting capability, see Technical data on P283.

CONSTRUCTION BITS

Thin, straight blades for plastic (approaching to a gate) | AJY



AJY/This is effective when the width between the opposing gates is too short and the blade cannot go in due to its thickness.



RoHS

Code No.	Model No.	Size(mm)						Weight (g)	Material	Applicable Models	JAN (4907587)
		a	b	c	d: Effective Length	e: Blade opening	L Overall length				
360527	NT03AJY	24	7	2.5	13	3	59	19	Special alloy steel	GT-NT03 type	370150
360532	NT05AJY	29	7	3	17.5	6	65	29	Special alloy steel	GT-NT05 type	370174
360537	NT10AJY	35	9	4	21	7	72	82	Special alloy steel	GT-NT10 type	370228

>> For guidance on cutting capability, see Technical data on P283.

RECIPROCATING SAW BLADES

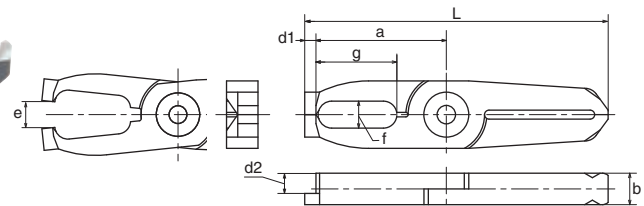

ELECTRIC TOOLS

AIR TOOLS

Over-ride blades for plastic | AD



AD/This is used for batch processing of the three-dimensional gate such as ride gate.



RoHS

Code No.	Model No.	Size(mm)			Effective Length(mm)		e: Blade opening (mm)	L Overall length (mm)	Weight (g)	Material	Applicable Models	JAN (4907587)
		a	b	f×g	d1	d2						
360533	NT05AD	31.5	7	6×18	2.5	4.5	6	67.5	37	Special alloy steel	GT-NT05 type	370181
360538	NT10AD	39	9	8×21.5	4	5	7	86	65	Special alloy steel	GT-NT10 type	370235
360542	NT20AD	46	12	9×24.5	6	7	9	103	141	Special alloy steel	GT-NT20 type	370273

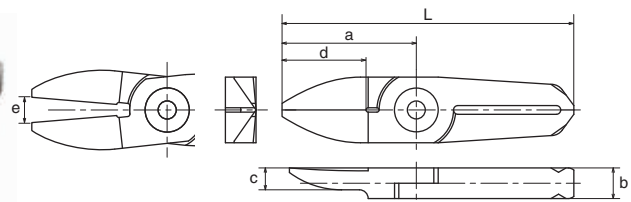
>> For guidance on cutting capability, see Technical data on P283.

AIR NIPPERS

V shaped straight blades for plastic | AJV



AJV/This is suitable for gate processing when the cross section is curved or the cut end must not be left.



RoHS

Code No.	Model No.	Size(mm)						Weight (g)	Material	Applicable Models	JAN (4907587)
		a	b	c	d: Effective Length	e: Blade opening	L Overall length				
360535	NT05AJV	29	7	5	17.5	6	65	29	Special alloy steel	GT-NT05 type	370204
360540	NT10AJV	35	9	6	21	7	82	63	Special alloy steel	GT-NT10 type	370259

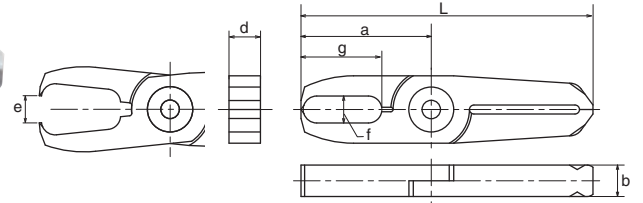
>> For guidance on cutting capability, see Technical data on P283.

STATIC SOLUTIONS

GASOLINE ENGINE TOOLS

Nipping blades for plastic | AE

Plastic AE/Used for processing plastic gates such as ride gates and discard gates.



RoHS

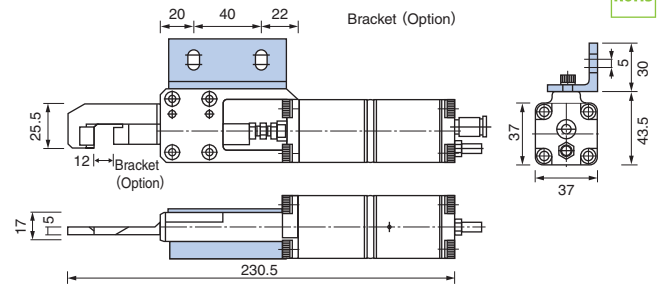

Code No.	Model No.	Size (mm)						Weight (g)	Material	Applicable Models	JAN (4907587)
		a	b	f×g	d: Effective Length	e: Blade opening	L Overall length				
360517	NT05AE	29	7	6×18	7	6	65	36	Special alloy steel	GT-NT05 type	370099
360519	NT10AE	35	9	8×21.5	9	7	82	75	Special alloy steel	GT-NT10 type	370112

>> For guidance on cutting capability, see Technical data on P283.

Thrust-Cut Air Nipper

| GT-NK10

- This nipper can cut film-shaped gates in conjunction with a foot switch or high precision travers machine.
- Can cut from the thin end, preventing wrinkles around the cut edge.



RoHS

Reference

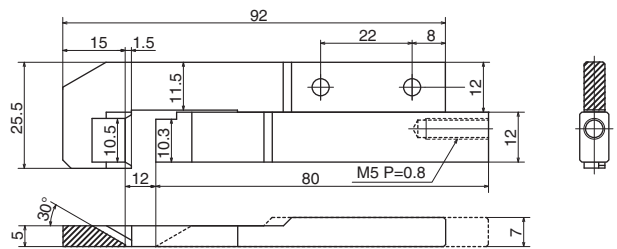
Capacity φ (mm) ABS Plastic	Code No.	Model No.	Air Consumption (cm ³ /str.)	Air Pressure (MPa)	Weight (g)	Applied Pressure (N)	Spec. & Size of the Hose Port	JAN (4907587)
5	360641	GT-NK10(w/NZ15AJ)	110	0.5~0.6	910	735	Hose I.D. φ2.5×O.D. φ4mm	308610

·Hose Coupling: I.D. φ4×O.D. φ6mm ·Piston stroke...Max.12mm

Thrust-Cut Air Nipper blades

| NK10AJ

Plastic This is a dedicated set of blades for GT-NK10. Suitable for processing of film gates attached to robot hands.



RoHS

Code No.	Model No.	Size (mm)	Shape	Overall Length (mm)	Weight (g)	Material	Applicable Models	JAN (4907587)
360521	NK10AJ	See Drawing	For plastic (Knife type)	95	96	Special alloy steel	GT-NK10	370136

Related product

Timing Controller

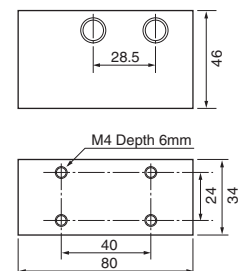
| GT-TC-02

- Enables to adjust the sliding (nippers) and cutting timing, by installing this controller between the compressor and the air nippers. (Approximately 0.5 seconds to 1.5 seconds)

Adjusting Screw (0.5~1.5 sec.)



- Working air pressure...0.6MPa
- Size...Height 46 × Length 80 × thickness 34 (mm)
- Weight...275g
- With tube joint: I.D. φ4×O.D. φ6mm




RoHS

Connectable nippers (Reference)

GT-	NY05	NY10	NY15	NY25	NT03	NT05	NT10	NT20	NB20	NB30	NB20LW	NB30LW
Connectable unit numbers	4	3	1	1	6	4	2	1	2	1	2	1

Blade Types

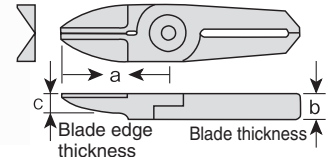


NY10 A J

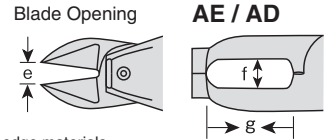
Air Nipper Models

Types

- AJ** : Plastic, Straight
- AJL** : Plastic, Straight Long
- AJT** : Plastic, Straight Thin
- AE** : Plastic, Nipping
- AJY** : Plastic, Straight Recessed
- AD** : Plastic, Over-ride
- AH** : Plastic, Crank
- AJB** : Plastic, Straight (Carbide tipped)
- AJV** : Plastic, Straight V-shaped
- AJH** : Plastic, Straight (HSS tipped)
- BJ** : Metal, Straight
- RAJ** : Plastic, Straight Reversed
- RAJL** : Plastic, Straight Long Reversed
- RAH** : Plastic, Crank Reversed
- RAJB** : Plastic, Straight (Carbide tipped) Reversed
- RBJ** : Metal, Straight Reversed



d: Cutting blade effective length



※Blade cutting edge materials

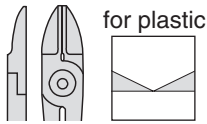
■ Carbide tipped

Hardest and most abrasion-resistant material. Suitable for cutting hard steel wires and resin that contains many glass fibers.

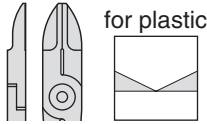
■ HSS tipped

For the applications requiring more durability than special alloy steel.

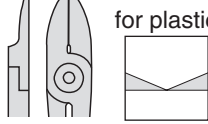
AJ Upright blade with an unbeveled cutting edge. Can be applied at a right angle to the gate.



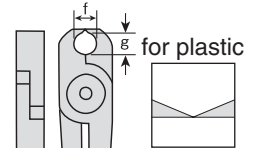
AJL Long type of straight blade. Effective when there is a distance between the nipper and the cutting point of the gate of the workpiece.



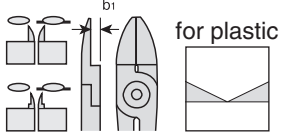
AJT Straight blade with a thin cutting edge for plastic. The cut surface is cleanly finished without leaving residue.



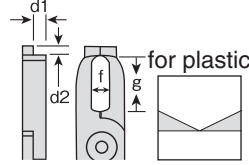
AE Can be used for many gate processes such as over-ride gate and discard gate.



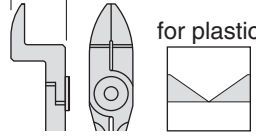
AJY Effective when the width between opposing gates is so short that the blade cannot go in due to its thickness.



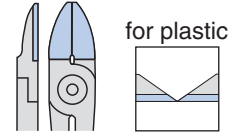
AD Used for batch processing of three-dimensional gates such as ride gate.



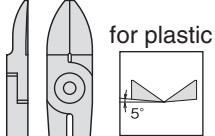
AH Crank shaped blade for plastic. Effective when there are obstacles in the way or the gate section is too narrow.



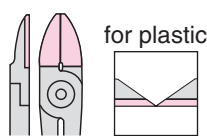
AJB Carbide tipped (brazing), for cutting hard plastic or glass-fiber containing plastic. Improved durability.



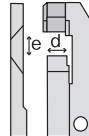
AJV Suitable for gate cutting when the cut surface is curved or when the cut edge must not remain.



AJH HSS tipped (brazing) for cutting hard plastic.



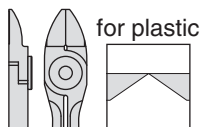
NK10AJ



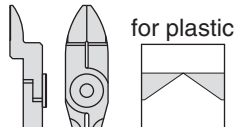
d: Cutting edge effective length...10.3mm
e: Maximum blade opening...12mm

Material	Shape	Weight (g)
Special alloy steel	For plastic (Knife type)	96

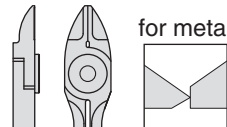
RAJ Reversed blade of AJ type.



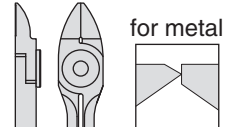
RAH Reversed blade of AH type that is used when the nippers are installed facing each other.



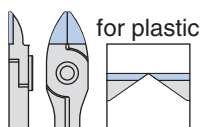
BJ Upright type blade for metal with an unbeveled cutting edge.



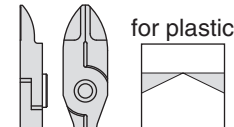
RBJ Reversed blade of BJ type.



RAJB Reversed blade of AJB type.



RAJL Reversed blade of AJL type.



HAND TOOLS
INDUSTRIAL BITS
CONSTRUCTION BITS
RECIPROCATING SAW BLADES
ELECTRIC TOOLS
AIR TOOLS
AIR NIPPERS
STATIC SOLUTIONS
GASOLINE ENGINE TOOLS

Specifications of blade

Horizontal - Sliding (forward blade, reverse blade)	Cutting Capacity				Applicable models	Model No.		Dimensions (mm)						Weight (g)
	Soft plastic	Hard plastic	Copper	Steel		Nipper No.	Types	a	b	c	d	e	fxg	
Vertical - Sliding (both forward and reverse blades)	2.0	1.3			GT-NY03G (-4)	NY03	AJ	21.0	7.0	4.5	11.5	3.0		17
	1.6	1.1				NY03	AJL	27.0	7.0	4.5	11.5	4.0		21
	2.0	1.3				NY03	AJT	21.0	7.0	2.5	11.5	3.0		17
	2.0	1.3				NY03	RAJ	21.0	7.0	4.5	11.5	3.0		17
	1.6	1.1			GT-NY03GR (-4)	NY03	RAJL	27.0	7.0	4.5	11.5	4.0		21
	2.0	1.3				NY03	RAJL	27.0	7.0	4.5	11.5	4.0		21
	3.0	2.0	1.6	1.0	GT-NY05 (-4) GT-NF05	NY05	BJ	22.0	7.0	5.0	11.5	3.5		22
	2.8	1.6				NY05	AJ	22.0	7.0	5.0	11.5	4.0		22
	3.0	2.0				NY05	AJL	31.0	7.0	5.0	11.5	5.5		29
	3.0	2.0				NY05	AJB	22.0	7.0	5.0	11.5	4.0		22
	3.0	2.0				NY05	AJT	22.0	7.0	3.0	11.5	4.0		21
	3.0	2.0				NY05	AH	31.0	19.0	5.0	11.5	5.5		37
	3.0	2.0	1.6	1.0	GT-NY05R (-4) GT-NF05	NY05	RBJ	22.0	7.0	5.0	11.5	3.5		22
	3.0	2.0				NY05	RAJ	22.0	7.0	5.0	11.5	4.0		22
	3.0	2.0				NY05	RAH	30.0	12.0	5.0	11.5	5.0		31
	3.0	2.0				NY05	RAJB	22.0	7.0	5.0	11.5	4.0		22
	2.8	1.6				NY05	RAJL	31.0	7.0	5.0	11.5	5.5		29
	3.5	2.3				GT-NY10 (-4) GT-NY10G (-4) GT-NF10 GT-NY10S	NY10	AJ	24.0	7.2	5.0	13.5	6.0	
	3.2	2.1			NY10		AJL	33.0	7.2	5.0	13.5	8.0		37
	2.3	1.6			NY10		AD	26.5	7.2		d1 2.5 / d2 4.2	6.0	6x13	31
	3.5	2.3			NY10		AJB	24.0	7.2	5.0	13.5	6.0		28
	3.5	2.3			GT-NY10R (-4) GT-NY10GR (-4)	NY10	AJT	24.0	7.2	3.0	13.5	6.0		26
	3.5	2.3				NY10	AH	33.0	20.0	5.0	13.5	8.0		43
	3.5	2.3			GT-NY10R (-4) GT-NY10GR (-4) GT-NF10 GT-NY10S	NY10	RAJ	24.0	7.2	5.0	13.5	6.0		28
	3.5	2.3				NY10	RAH	32.0	12.2	5.0	13.5	7.0		36
	3.5	2.3				NY10	RAJB	24.0	7.2	5.0	13.5	6.0		28
	3.2	2.1				NY10	RAJL	33.0	7.2	5.0	13.5	8.0		37
	4.0	2.6			GT-NY15 (-4) GT-NF15	NY15	AJ	27.0	8.2	5.5	14.5	8.0		41
	3.7	2.3				NY15	AJL	38.0	8.2	5.5	14.5	11.0		50
	2.6	2.2				NY15	AD	30.0	8.2		d1 3.0 / d2 4.7	8.0	7x14	45
	4.0	2.6				NY15	AJB	27.0	8.2	5.5	14.5	8.0		41
	4.0	2.6				NY15	AJT	27.0	8.2	3.5	14.5	8.0		38
	4.0	2.6				NY15	AH	38.0	21.5	5.5	14.5	11.0		63
	4.0	2.6			GT-NY15R (-4) GT-NF15	NY15	RAJ	27.0	8.2	5.5	14.5	8.0		41
	4.0	2.6				NY15	RAH	35.0	13.2	5.5	14.5	9.0		52
	4.0	2.6				NY15	RAJB	27.0	8.2	5.5	14.5	8.0		41
	3.7	2.3				NY15	RAJL	38.0	2.8	5.5	14.5	11.0		50
	5.0	3.4			GT-NY25 (-6) GT-NY25S	NY25	AJ	31.0	10.0	6.0	17.5	9.0		65
	4.7	3.0				NY25	AJL	46.0	10.0	6.0	17.5	13.0		88
	3.3	2.0				NY25	AD	35.0	10.0		d1 4.0 / d2 6.0	9.0	8x17	75
	5.0	3.4				NY25	AJB	31.0	10.0	6.0	17.5	9.0		72
	5.0	3.4				NY25	AH	46.0	24.0	6.0	17.5	13.0		110
	5.0	3.4			GT-NY25R (-6) GT-NY25S	NY25	RAJ	31.0	10.0	6.0	17.5	9.0		65
	5.0	3.4				NY25	RAH	42.0	16.0	6.0	17.5	12.0		89
	5.0	3.4				NY25	RAJB	31.0	10.0	6.0	17.5	9.0		72
	4.7	3.0				NY25	RAJL	46.0	10.0	6.0	17.5	13.0		88

Vertical - Sliding (both forward and reverse blades)	Cutting Capacity				Applicable models	Model No.		Dimensions (mm)						Weight (g)	
	Soft plastic	Hard plastic	Copper	Steel		Body No.	Types	a	b	c	d	e	fxg		
Horizontal - Sliding (forward blade, reverse blade)	1.5	1.0			GT-NT03	NT03	AJ	24.0	7.0	4.0	13.0	3.0		20	
	1.5	1.0				NT03	AJT	24.0	7.0	2.3	13.0	3.0		19	
	1.5	1.0				NT03	AJY	24.0	7.0 / b1 4.5	2.5	13.0	3.0		19	
	2.5	1.5			GT-NT05	NE5	AJ	24.0	7.0	3.5	12.0	6.0		35	
	2.5	1.5				NT05	AJ	29.0	7.0	5.0	17.5	6.0		30	
	2.0	1.3				NT05	AJL	36.0	7.0	5.0	17.5	7.0		39	
	2.5	1.5				NT05	AJB	29.0	7.0	5.0	17.5	6.0		30	
	2.5	1.5				NT05	AJT	29.0	7.0	3.0	17.5	6.0		29	
	2.5	1.5				NT05	AJY	29.0	7.0 / b1 4.0	3.0	17.5	6.0		29	
	2.5	1.2				NT05	AD	31.5	7.0		d1 2.5 / d2 4.5	6.0	6x18	37	
	2.5	1.5				NT05	AJH	29.0	7.0	5.0	17.5	6.0		30	
	2.5	1.5				NT05	AJV	29.0	7.0	5.0	17.5	6.0		29	
	2.5	1.3				NT05	AE	29.0	7.0		7.0	6.0	6x18	36	
	3.5	2.3				GT-NT10	NE10	AJ	27.0	9.0	4.5	12.0	7.0		70
	3.5	2.3					NT10	AJ	35.0	9.0	6.0	21.0	7.0		62
	3.0	2.0			NT10		AJL	47.0	9.0	6.0	21.0	9.0		62	
	3.5	2.3			NT10		AJB	35.0	9.0	6.0	21.0	7.0		76	
	3.5	2.3			NT10		AJT	35.0	9.0	4.0	21.0	7.0		65	
	3.5	2.3			NT10		AJY	35.0	9.0 / b1 5.0	4.0	21.0	7.0		82	
	3.5	2.1			NT10		AD	39.0	9.0		d1 4.0 / d2 5.0	7.0	8x21.5	65	
	3.5	2.3			NT10		AJH	35.0	9.0	6.0	21.0	7.0		65	
	3.5	2.3			NT10		AJV	35.0	9.0	6.0	21.0	7.0		63	
	3.5	2.1			NT10		AE	35.0	9.0		9.0	7.0	8x21.5	75	
	5.0	3.4			GT-NT20	NT20	AJ	40.0	12.0	6.0	24.0	9.0		120	
	4.5	3.2				NT20	AJL	57.0	12.0	6.0	24.0	12.0		156	
	5.0	2.0				NT20	AD	46.0	12.0		d1 6.0 / d2 7.0	9.0	9x24.5	141	
	5.0	3.4				NT20	AJB	40.0	12.0	6.0	24.0	9.0		120	
	5.0	3.4				NT20	AJH	40.0	12.0	6.0	20.0	9.0		120	

*Cutting capacity is for reference. The performance is subject to the actual use condition.



Replacement parts: Specifications of blade spring

Applicable nipper	NT03	NT05	NT10	NT20	NY03	NY05	NY10	NY15	NY25
Outer dia. (mm)	3.8	3.8	5.2	5.5	3.6	3.8	3.6	3.6	5.2
Free length (mm)	14	14	17	23	10	11	16.5	16.5	17
Code No.	859110	859110	859112	859113	859116	859111	859115	859115	859114

HAND TOOLS

INDUSTRIAL BITS

CONSTRUCTION BITS

RECIPROCATING SAW BLADES

ELECTRIC TOOLS

AIR TOOLS

AIR NIPPERS

STATIC SOLUTIONS


GASOLINE ENGINE TOOLS

NKH20XRKO-40W / NKH20XLKO-40W

Air Heat Nippers

(Thrust Cut Type: w/KINECHECK)

Precise blade feeding by KINECHECK.

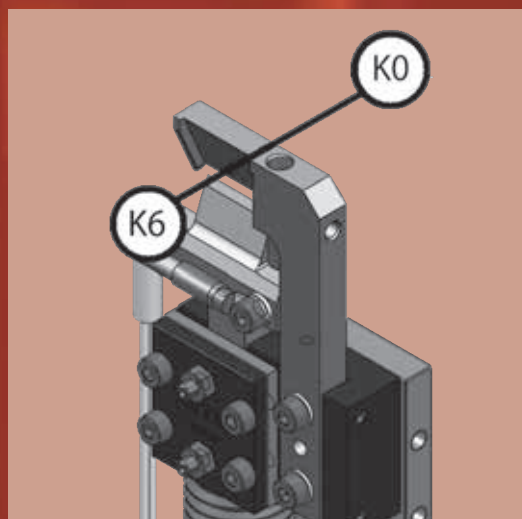



Suitable for ultra-high precision cutting applications such as optical resin lenses. No hydro-converter or controller is used, so it can be used simply by connecting an air hose. No oil adheres to the workpiece.



| NKH20XRKO-40W / NKH20XLKO-40W
Air Heat Nippers (Thrust Cut Type: w/KINECHECK)

2 symmetrical models, R type and L type, are available. Easy to design gate cutting machine.



The mounting position of KINECHECK can be specified. (Standard product is "K0")
Refer to the above figure for the mounting position symbols of KINECHECK.

HAND TOOLS
INDUSTRIAL BITS
CONSTRUCTION BITS
RECIPROCATING SAW BLADES
ELECTRIC TOOLS
AIR TOOLS
AIR NIPPERS
STATIC SOLUTIONS
GASOLINE ENGINE TOOLS

Air-Hydro Heat Nipper (thrust cut type)

NKH20XL-25/NKH20XR-25

- PTFE-plated blade for excellent durability. The melted workpiece does not tend to adhere to the blade edges.
- HSS tipped (brazing) for increased durability.
- The blade can be easily removed from the cylinder set, making blade replacement easier than with conventional model.
- High power air hydro cylinder with air and oil.
- Suitable for ultra-high precision cutting applications such as optical resin lenses.



- Hydro-converter (option) is required.
- The change in the blade length and the cylinder (cutting capacity) are available by made-to-order.

Code No.	Model No.	Cutting Capacity width × thickness (mm) Acrylic	Blade Edge Temp. (MAX °C)	Air Consumption (cm ³ /str.)	Piston Stroke (mm)	Weight (g)	JAN (4907587)
360191	NKH20XL-25	10×1.5	180	60	10	690	030702
360192	NKH20XR-25						030719

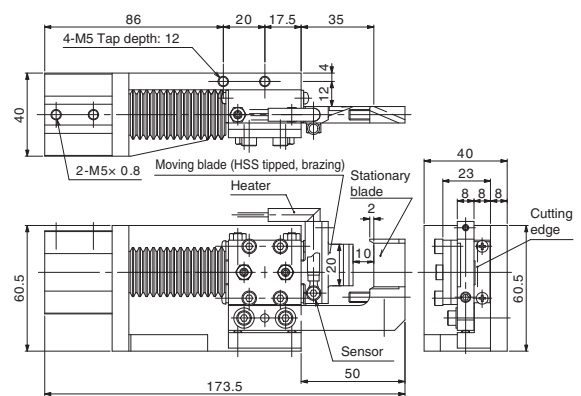
• Working air hose inner dia.: 4mm • Working air pressure: 0.6MPa
 ※ Heater and sensor are not included in the weight.
 ※ Heater for 200VAC, 220VAC, and 240VAC is available by made-to-order.
 ※ Blade length change and cylinder replacement for increased cutting capacity can be designed as made-to-order.
 • Heater (accessory): HTL-28.5-6.25-300L-80W1H (80W/100VAC) Recommended operating temp.: 140°C Cord length: 300mm Weight: 13g
 • Temperature sensor (accessory): SNO-300L-H (K thermocouple) Recommended operating temp.: 140°C Cord length: 300mm Weight: 7g

Blades Specifications

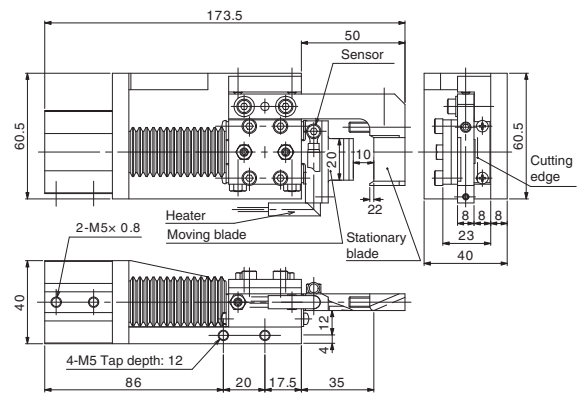
Material	Blade Shape	Blade Opening (mm)	Effective Cutting Length (mm)	Weight (g)
Special alloy steel	Knife type (for plastic)	10	20	125

- Options**
- Hydro-converter (Recommended: KOGANEI AHC 32×50)
 - Working fluid: Petroleum hydraulic fluid or turbine oil with antifoaming agent additive (VG22~100)
 - Temperature controller (DTC-001)

NKH20XL-25




NKH20XR-25



Air Heat Nippers (Thrust Cut Type: w/KINECHECK)

NKH20XLKO-40W/NKH20XRKO-40W NEW

- No hydro-converter or controller is used, so it can be used simply by connecting an air hose. No oil adheres to the workpiece.
- Cutting speed limit can be adjusted with the dial on KINECHECK.
- PTFE-plated blade for excellent durability and the melted workpiece does not tend to adhere to the blade edges.
- HSS tipped (brazing) for increased durability.
- The blade can be easily removed from the cylinder set, making blade replacement easier than with conventional model.
- Suitable for ultra-high precision cutting applications such as optical resin lenses.



- The change in the blade length, the cylinder (cutting capacity), and the position of KINECHECK is available by made-to-order.

Code No.	Model No.	Cutting Capacity width × thickness (mm) Acrylic	Blade Edge Temp. (MAX °C)	Air Consumption (cm ³ /str.)	Piston Stroke (mm)	Weight (g)	JAN (4907587)
—	NKH20XLKO-40W	10×1.5	180	60	10	690	—
—	NKH20XRKO-40W						—

• Working air hose inner dia.: 4mm • Working air pressure: 0.6MPa ※ Heater and sensor are not included in the weight.
 ※ Heater for 200V, 220V, and 240V is available by made-to-order.
 ※ The model with the KINECHECK position changed by 180° is available as made-to-order. (Model No.: NKH20XLKO-40W/NKH20XRKO-40W)
 • Heater (accessory): HTL-28.5-6.25-300L-80W1H (80W/100V) Recommended operating temp.: 140°C Cord length: 300mm Weight: 13g
 • Temperature sensor (accessory): SNO-300L-H (K thermocouple) Recommended operating temp.: 140°C Cord length: 300mm Weight: 7g

Blades Specifications

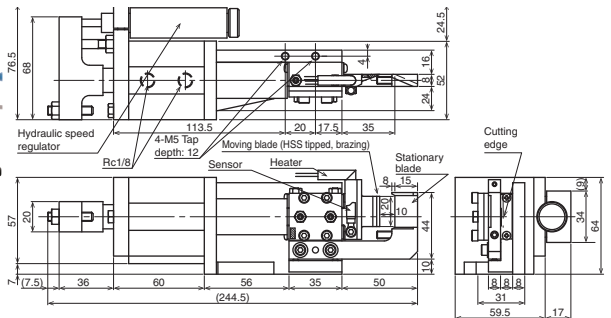
Material	Blade Shape	Blade Opening (mm)	Effective Cutting Length (mm)	Weight (g)
Special alloy steel	Knife type (for plastic)	10	20	125

- Option**
- Temperature controller (DTC-001)

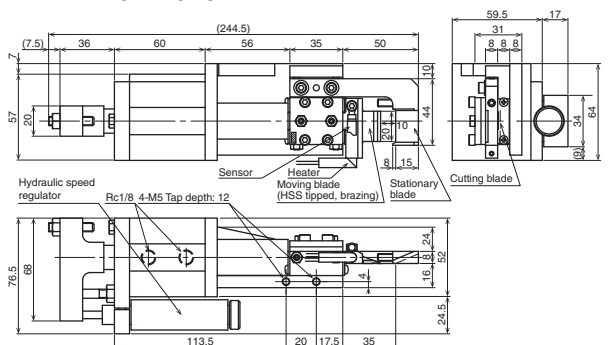


※ Photo: K6 Type (made-to-order)

NKH20XLKO-40W



NKH20XRKO-40W



HAND TOOLS

INDUSTRIAL BITS

CONSTRUCTION BITS

RECIPROCATING SAW BLADES

ELECTRIC TOOLS

AIR TOOLS

AIR NIPPERS


STATIC SOLUTIONS

GASOLINE ENGINE TOOLS

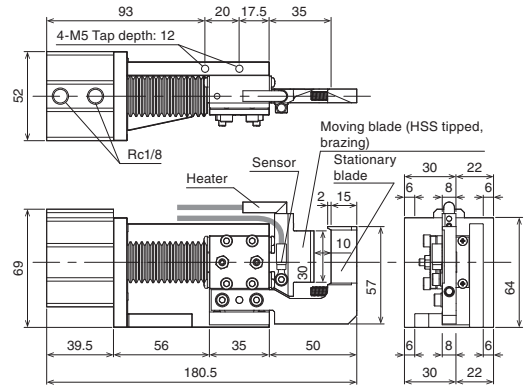
Air Hydro Heat Nippers (Thrust Cut Type)

NKH30XL-40/NKH30XR-40

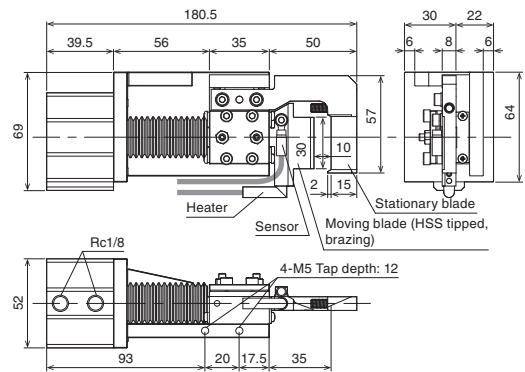
- PTFE-plated blade for excellent durability and the melted workpiece does not tend to adhere to the blade edges.
- HSS tipped (brazing) for increased durability.
- The blade can be easily removed from the cylinder set, making blade replacement easier than with conventional model.
- High power air hydro cylinder with air and oil.
- Suitable for ultra-high precision cutting applications such as optical resin lenses.



NKH30XL-40



NKH30XR-40



Code No.	Model No.	Cutting Capacity width × thickness (mm) Acrylic	Blade Edge Temp. (MAX °C)	Air Consumption (cm ³ /str.)	Piston Stroke (mm)	Weight (g)	JAN (4907587)
360193	NKH30XL-40	16×1.5	180	139	10	865	030726
360194	NKH30XR-40	16×1.5	180	139	10	865	030733

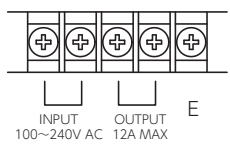
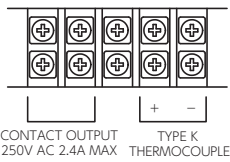
• Working air hose inner dia.: 4mm. Working air pressure: 0.6MPa ※Heater and sensor are not included in the weight.
 ※Heater for 200V, 220V, and 240V is available by made-to-order.
 ※Blade length change, cylinder replacement for increased cutting capacity, and the model with KINECHECK that does not require a hydro converter (oil) can be designed as made-to-order.
 • Heater (accessory): HTL-34.5-6.25-300L-80W1H (80W/100V) Recommended operating temp.: 140°C Cord length: 300mm Weight: 13g
 • Temperature sensor (accessory): SNO-300L-H (K thermocouple) Cord length: 300mm Weight: 7g

Blades Specifications

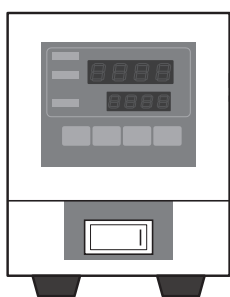
Material	Blade Shape	Blade Opening (mm)	Effective Cutting Length (mm)	Weight (g)
Special alloy steel	Knife type (resin)	10	30	157

- Options**
- Hydro-converter (Recommended: KOGANEI AHC 50 x 50)
 - Operating oil: Petroleum-based hydraulic oil or turbine oil with antifoaming agent added (VG22~100)
 - Temperature Controller (DTC-001)

PIPING CONNECTION



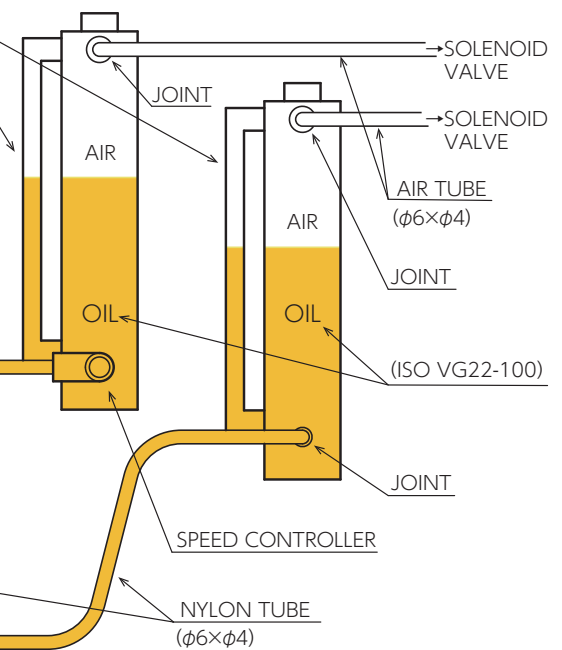
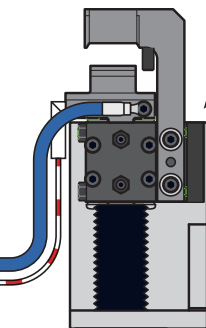
BENCHTOP TEMPERATURE CONTROLLER DTC-001



AIR HYDRO-CONVERTER

I.D. 32mm, Oil level displacement 50mm
 * Mounted at a position higher than the cylinder

AIR-HYDRO HEAT NIPPER



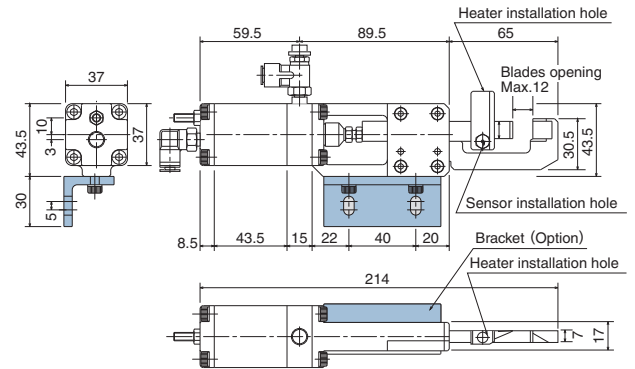

HAND TOOLS
 INDUSTRIAL BITS
 CONSTRUCTION BITS
 RECIPROCATING SAW BLADES
 ELECTRIC TOOLS
 AIR TOOLS
 AIR NIPPERS
 STATIC SOLUTIONS
 GASOLINE ENGINE TOOLS

Heat Air Nipper (Thrust Cut Type)

GT-NKH10

RoHS

The cutting surface can be changed by adjusting the cutting speed by a speed controller and the heater temperature.



Code No.	Model No.	Cutting Capacity width × thickness (mm) Acrylic	Blade Edge Temp. (MAX. °C)	Cutting Cycle (sec./str.)	Air Consumption (cm ³ /str.)	Piston Stroke (mm)	Body Weight (g)	JAN (4907587)
360643	GT-NKH10	7×1.5	200	4~5	73	12	715	309655 (w/NKH10AJ)
360644								309662 (w/NKH10RAJ)

Working air hose inner dia.: 4mm · Working air pressure: 0.5~0.6MPa
 Heater (accessory): 80W/120V, cord length 300mm
 Temperature sensor (accessory): K thermocouple Cord length: 1,000mm

Blades Specifications

Code No.	Model No.	Material	Blade Shape	Blade Opening (mm)	Effective Cutting Length (mm)	Weight (g)	JAN (4907587)
360548	NKH10AJ	Special alloy steel	Knife type (for plastic)	12	10	137	370327
360549	NKH10RAJ						370334

Option · Temperature controller(DTC-001)

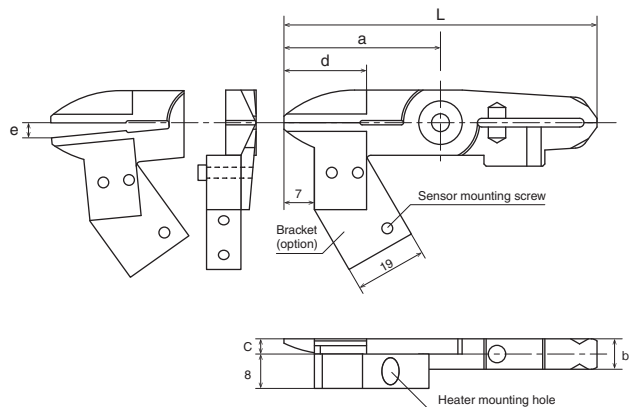
Heat Air Nipper Blade

NTH05AJ/10AJ

RoHS

Plastic One cutting side of the blade is fixed, making the gate alignment easy. Furthermore, the sliding function of the nipper allows the blade to be pressed firmly against the workpiece.

Example of blade mounting



Use in combination with the Sliding Air Nipper Vertical Type (GT-NT05/10 type).
 For the dimensions of the main unit, please refer to "Sliding Air Nipper Vertical Type" on P229.

Code No.	Model No.	Size (mm)					Weight (g)	Cutting Capacity φ (mm) Acrylic	Set Temperature (MAX. °C)	Material	Applicable Models	JAN (4907587)	
		a	b	c	d: Effective Length	e: Blade Opening							L: Overall Length
360546	NTH05AJ	36	7	3.5	15	3.5	72	40	2.5	200	Special alloy steel	GT-NT05(-4)/GT-NT05R(-4)	370303
360547	NTH10AJ	47	9	4.7	17	4.5	94	88	3.5	200	Special alloy steel	GT-NT10(-6)/GT-NT10R(-6)	370310

Heater and sensor are not included in the above weight of blade.

The following parts are not included in the product. Please order separately.

Dedicated heater (80W/120V, cord length 300mm), Temperature sensor (K thermocouple, cord length 1,000mm), Speed controller, and Bracket (for heater installation)

Option · Temperature controller(DTC-001)

Heat Air Nipper (Square Type) with Blade

GT-NSH20B-S/NSH30B-S



- PTFE-plated blade for excellent durability and the melted workpiece does not tend to adhere to the blade edges.
- Suitable for rough cutting of direct gates.
- The change in the length and shape of the blade is supported by made-to-order.

RoHS

HAND TOOLS

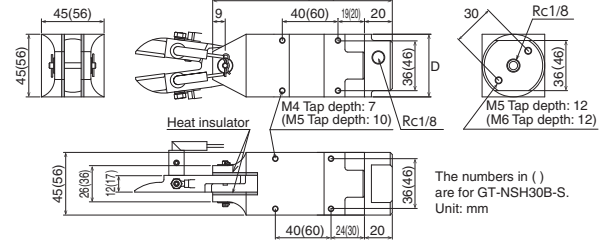
INDUSTRIAL BITS

CONSTRUCTION BITS

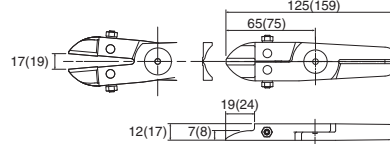


Blade (included)

GT-NSH20B-S



NH20AJL



The numbers in () are for NH30AJL. Unit: mm

Code No.	Model No.	Capacity (mm)		Blade Edge Temp. (MAX °C)	Air Consumption (cm ³ /str.)	Weight (g)	JAN (4907587)
		Soft Plastic	Hard Plastic				
360097	GT-NSH20B-S (w/NH20AJL)	φ6	φ4	150	230	689	027689 (w/NH20AJL)
360098	GT-NSH30B-S (w/NH30AJL)	φ6	φ5	150	584	1,196	027696 (w/NH30AJL)

·Working air hose inner dia.: 5mm
·Working air pressure: 0.5~0.6MPa
※The weight of dedicated blade, dedicated heater, and sensor is included.
※Heater for 200V, 220V, and 240V is available by made-to-order.

·Accessories
Heater: HTL-28.5-6.25-1000L-80W1H(80W/100V) 2 pcs, Recommended operating temp. 140°C
Temperature sensor: SNO-1000L-H(K thermocouple) 2 pcs. Recommended operating temp. 140°C
Speed Controller Meter-in AS2002F-06
Speed Exhaust Controller AQ340F-06-00

Blades Specifications

Code No.	Model No.	Material	Blade Shape	Blade Opening (mm)	Applicable Models	Weight (g)	JAN (4907587)
360189	NH20AJL	Special alloy steel	Straight Long (Plastic)	17	GT-NSH20B-S	199	015167
360190	NH30AJL			19	GT-NSH30B-S	408	015266

※The dedicated heater, temperature sensor, and collar (for heater installation) are not included. They are option and ordered separately.

Option · Temperature controller (DTC-001)

RECIPROCATING SAW BLADES

ELECTRIC TOOLS

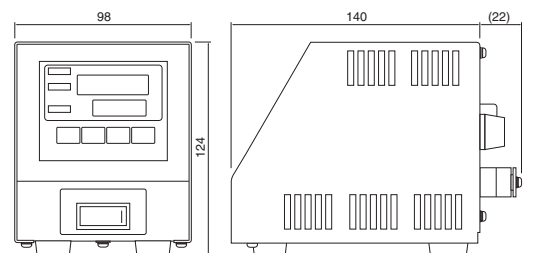
AIR TOOLS

Benchtop Temperature Controller

DTC-001

- Heater can be connected directly to the main unit, which helps labor-saving when wiring.
- The compact size makes it portable, so the installation location can be changed at any time.

RoHS



Please inform us of the Model No. of the heat nipper when ordering.

Code No.	Model No.	Temperature Range Thermocouple K (°C)	Power Supply (VAC)	Power Consumption (with 100 VAC input)	Operating Ambient Temperature/Humidity (°C)/(%)	Protection Fuse	Weight (g)	JAN (4907587)
360280	DTC-001	0~200	100~240	Approx. 3W (Approx. 5VA) (With no load)	0~40 / RH35~85(No condensing)	15A	900	030764

※The power supply voltage is output directly to the heater, so please check the voltage specifications of your heater.

Options · Power cord : Part No. DTC-001-□-□

- 1 : Cord from terminal block required (2m for sensor)
- 2 : Cord from terminal block required (2m for heater)
- 3 : Cord from terminal block required (2m for heater and sensor)
- : (Blank) No cord
- Ⓐ : Japan power plug (2m)
- Ⓒ : Europe power plug (2m)
- : (Blank) No plug


STATIC SOLUTIONS

GASOLINE ENGINE TOOLS

GT-NR20
Air Nippers

Automated and labor-saving cutting operation.

A variety of body types are available according to the intended use:
Square type for installation on automatic cutting machine.
Round type and its stand for direct gate cutting of plastic products.
Lever types for manual operation.



GT-NR20
Air Nippers

High-precision parts machining ensures smooth cutting operation.
With a scale for easy adjustment of the installation position.

※Image is for illustration purposes.

HAND TOOLS

INDUSTRIAL BITS

CONSTRUCTION BITS

RECIPROCATING SAW BLADES

ELECTRIC TOOLS

AIR TOOLS

AIR NIPPERS

STATIC SOLUTIONS

GASOLINE ENGINE TOOLS

Square Air Nippers

GT-NS3/5/7/10L/20/30

- For gate cutting of resin molded products, automatic welding machines, wire coiling machines, and various other types of wire cutting. A wide variety of blades are available.
- Blades are OPTION.

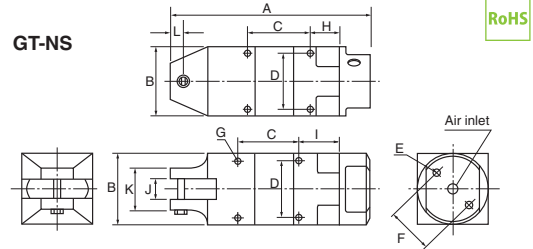


GT-NS3

GT-NS20

- The position of air intake port is 180-degree rotatable.
- Two air intake ports are provided, so they can be switched depending on the mounting place.

GT-NS



RoHS

Reference

Capacity ϕ (mm)				Code No.	Model No.	Size (mm)											Air Consumption (cm ³ /str.)	Air Pressure (MPa)	Weight (g)	Hose coupling	JAN (4907587)	
Soft Plastic	Hard Plastic	Copper	Steel			A	B	C	D	E	F	G	H	I	J	K						L
2.0		1.0	0.5	360012	GT-NS3	110	23	40	19	M3 Depth8	17	M3 Depth3.5	19	24	7	23	7	45	0.4~0.5	95	Rc 1/8	308115
2.0		1.0	0.5	360013	GT-NS5	94	30	30	24	M4 Depth10	20	M3 Depth5	14	19	7	23	7	64	0.4~0.5	135		308122
3.0	2.0	1.6	1.0	360014	GT-NS7	113	36	30	28	M4 Depth10	24	M4 Depth5.5	18	23	9	23	7	116	0.4~0.5	215		308139
4.0	2.6	1.8	1.2	360009	GT-NS10L	113	36	30	28	M4 Depth10	24	M4 Depth5.5	18	23	12	26	7	116	0.5~0.6	215		308146
7.0	5.0	2.6	2.0	360010	GT-NS20	129	45	40	36	M5 Depth12	30	M4 Depth7	19	24	12	26	9	230	0.5~0.6	370		308153
10.0	6.5	3.3	2.8	360011	GT-NS30	170	56	60	46	M6 Depth12	40	M5 Depth10	20	30	17	36	15	584	0.5~0.6	685		308160

※The capacity is for reference only when mounting a standard blade. Subject to the blade type and the material of the product to cut.

※Working air hose inner dia.: 5mm

※Overall length and Weight: Accessories not included.

•Make sure in advance of the product dimensions for installation to dedicated or automated machine. (Frame outer dimension, screw size, distance between screws, etc.)

•GT-NS3~GT-NS10L are with blade opening adjustment function. GT-NS50 with this function is by made-to-order. Please contact us.

Square Air Nippers (w/Blade opening adjustment function)

GT-NS20H-1/30H-1

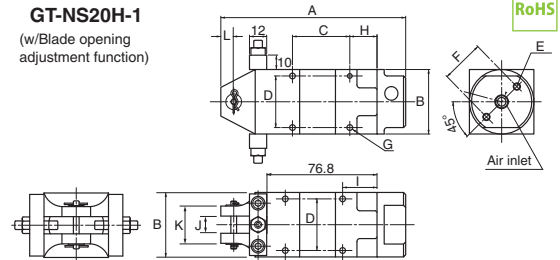
- For gate cutting of resin molded products, automatic welding machines, winding machines, and various other types of wire cutting.
- Equipped with a screw for the blade opening adjustment.
- Blades are OPTION.



GT-NS20H-1

GT-NS30H-1

GT-NS20H-1 (w/Blade opening adjustment function)



RoHS

Reference

Capacity ϕ (mm)				Code No.	Model No.	Size (mm)											Air Consumption (cm ³ /str.)	Air Pressure (MPa)	Weight (g)	Hose coupling	JAN (4907587)	
Soft Plastic	Hard Plastic	Copper	Steel			A	B	C	D	E	F	G	H	I	J	K						L
7.0	5.0	2.6	2.0	360021	GT-NS20H-1	129	45	40	36	M5 Depth12	30	M4 Depth7	19	24	12	26	9	230	0.5~0.6	453	Rc 1/8	014702
10.0	6.5	3.3	2.8	360022	GT-NS30H-1	170	56	60	46	M6 Depth12	40	M5 Depth10	20	30	17	36	15	584	0.5~0.6	809		015112

※The capacity is for reference only when mounting a standard blade. Subject to the blade type and the material of the product to cut.

※Working air hose inner dia.: 5mm

※Overall length and weight: Accessories not included.

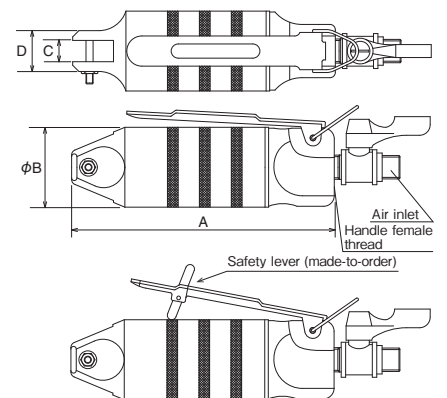
Hand Held Air Nippers

GT-N3/5/7/10/12/20/30/50

- With made-to-order blades, the supported range of applications is endless. Safer and more efficient, and also less fatigue.
- Blades are OPTION.



• N20, N30 and N50 have the air cock.



Applicable models: GT...N3. 5. 7. 10. 12. 20. 30. 50

Reference

Capacity ϕ (mm)				Code No.	Model No.	Size (mm)				Air Consumption (cm ³ /str.)	Air Pressure (MPa)	Weight (g)	Body	Hose coupling	JAN (4907587)
Soft Plastic	Hard Plastic	Copper	Steel			A	B	C	D						
2.0		1.0	0.5	360002	GT-N3	112	23	7	14	45	0.4~0.5	95	Rc 1/8	R 1/4	308016
2.0		1.0	0.5	360003	GT-N5	103	30	7	17	64	0.4~0.5	135	Rc 1/8		308023
3.0	2.0	1.6	1.0	360004	GT-N7	123	34	9	17	116	0.4~0.5	180	Rc 1/4		308030
4.0	2.6	1.8	1.2	360005	GT-N10	132	34	9	17	116	0.4~0.5	185	Rc 1/4		308047
4.5	4.0	2.3	1.7	360006	GT-N12	142	36	12	20	116	0.5~0.6	210	Rc 1/4		308054
7.0	5.0	2.6	2.0	360007	GT-N20	148	45	12	23	230	0.5~0.6	375	Rc 1/4		308061
10.0	6.5	3.3	2.8	360008	GT-N30	185	56	17	30	584	0.5~0.6	625	Rc 1/4	308078	
		5.5	4.5	360001	GT-N50	237	75	25.2	43	1,170	0.5~0.6	1,220	Rc 1/4	308085	

※The capacity is for reference only when mounting a standard blade. Subject to the blade type and the material of the product to cut.

※Working air hose inner dia.: 5mm •Overall length: excluding accessories and hanger. ※Weight: Accessories not included.

HAND TOOLS
INDUSTRIAL BITS
CONSTRUCTION BITS
RECIPROCATING SAW BLADES
ELECTRIC TOOLS
AIR TOOLS
AIR NIPPERS
STATIC SOLUTIONS
GASOLINE ENGINE TOOLS

Air Nipper Round-Type without Lever

GT-NR3/5/7/10L/20/30/50

- The air inlet position can be adjusted 180 degrees, so it can be changed freely according to the mounting position of the main unit. (except GT-NR50F)
- Blades are OPTION.

RoHS

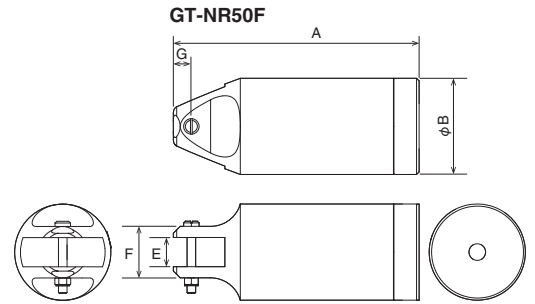
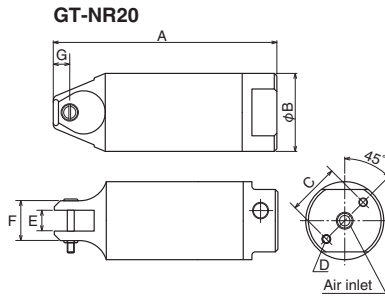


GT-NR20

- The NR20 is with a scale on both side of the body.



GT-NR50F



Reference

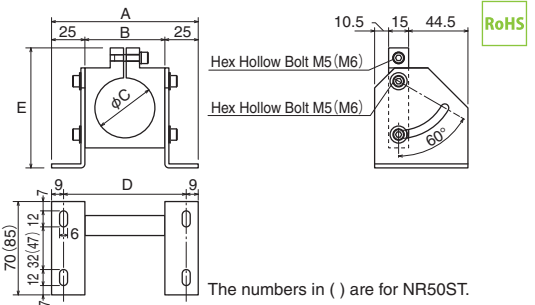
Capacity ϕ (mm)				Code No.	Model No.	Size(mm)							Air Consumption (cm ³ /str.)	Air Pressure (MPa)	Weight (g)	Hose coupling	JAN (4907587)
Soft Plastic	Hard Plastic	Copper	Steel			A	B	C	D	E	F	G					
2.0		1.0	0.5	360015	GT-NR3	110	23	17	M3 Depth8	7	14	7	45	0.4~0.5	70	Rc 1/8	308214
2.0		1.0	0.5	360016	GT-NR5	94	30	20	M4 Depth10	7	17	7	64	0.4~0.5	110		308221
3.0	2.0	1.6	1.0	360017	GT-NR7	113	34	22	M4 Depth10	9	17	7	116	0.4~0.5	150		308238
4.0	2.6	1.8	1.2	360018	GT-NR10L	113	36	24	M4 Depth10	12	20	7	116	0.5~0.6	215		308245
7.0	5.0	2.6	2.0	360019	GT-NR20	129	45	30	M5 Depth12	12	23	9.5	230	0.5~0.6	280		308252
10.0	6.5	3.3	2.8	360020	GT-NR30	165	56	40	M6 Depth12	17	30	10.5	584	0.5~0.6	505	308269	
12.0	6.5	5.5	4.5	360024	GT-NR50	222	75	50	M8 Depth12	25.2	43	15	1,170	0.5~0.6	1,190	Rc 1/4	308276
9.5	5.5			360026	GT-NR50F	158	75	-	-	17	31	9	1,212	0.5~0.6	1,005	Rc 1/4	014689

※The capacity is for reference only when mounting a standard blade. Subject to the blade type and the material of the product to cut.
 ※Make sure in advance of the product dimensions for installation to dedicated or automated machine. (Frame outer dimension, screw size, distance between screws, etc.)
 ※Use the NR50ST (option) for installation of the GT-NR50F.
 ※Working air hose inner dia.: 5mm ※Overall length, weight: Accessories not included.

Stand for GT-NR

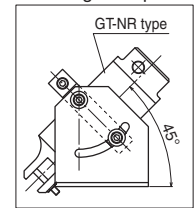
NR10LST/20ST/30ST/50ST

- Fixture for direct gate sprue cutting and for mounting to automatic machine.
- Mounting angle can be adjusted (0 to 60°).



The numbers in () are for NR50ST.

Mounting example



Code No.	Model No.	Size(mm)					Applicable Models	Weight (g)	JAN (4907587)
		A	B	C	D	E			
360057	NR10LST	102	52	36	84	82	NR10L	335	308924
360058	NR20ST	110	60	45	92	90	NR20	385	308931
360059	NR30ST	130	80	56	112	110	NR30	535	308641
852436	NR50ST	150	100	75	132	130	NR50, NR50F	861	014597

Extra Pressure Boosters

P-10L/20/30/50

- For the application that the originally required pressure cannot be obtained because of the limit of the space and the air pressure.

RoHS



P-20



Reference

Capacity ϕ (mm)				Code No.	Model No.	Size(mm)		Air Consumption (cm ³ /str.)	Air Pressure (MPa)	Applicable Models	Weight (g)	JAN (4907587)
Soft Plastic	Hard Plastic	Copper	Steel			A	B					
5.0	4.0	2.6	1.6	360051	P-10L	71	36	223	Up to 0.5MPa	NS10L, NR10L, N12	115	318008
8.0	6.0	3.0	2.2	360052	P-20	87	45	508	Up to 0.5MPa	N20, NS20, NR20	215	318015
13.0	7.0	4.8	4.0	360053	P-30	92	56	956	Up to 0.5MPa	N30, NS30, NR30	330	318022
		6.5	5.5	360054	P-50	133	75	2,670	Up to 0.5MPa	N50, NR50	840	318039

※The capacity is for reference only when mounting a standard blade. Subject to the blade type and the material of the product to cut.
 ※The overall length and the weight are for the pressure booster only. When attached, the total length will be the sum of the nipper body and the booster.

HAND TOOLS
INDUSTRIAL BITS
CONSTRUCTION BITS
RECIPROCATING SAW BLADES
ELECTRIC TOOLS
AIR TOOLS
AIR NIPPERS
STATIC SOLUTIONS
GASOLINE ENGINE TOOLS

Sliding Air Nippers Bracket-Type

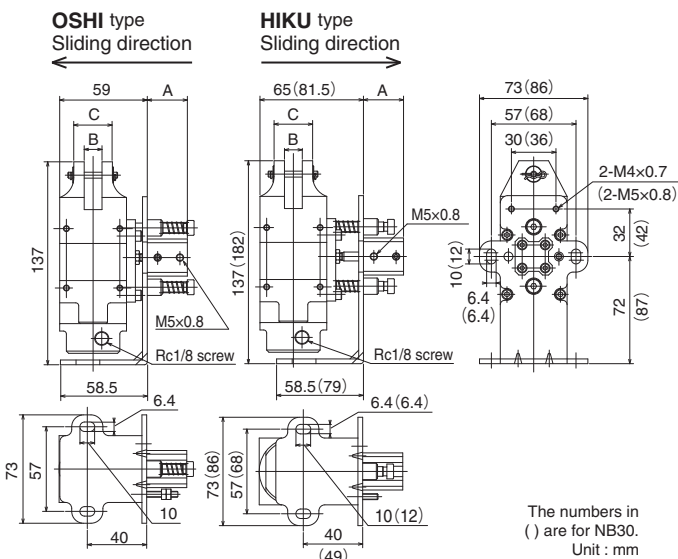
GT-NB20/30/20LW/30LW

- Smooth and continuous sliding even for large-diameter gate cutting, where a large impact is applied at the moment of cutting.
- Blades are OPTION.



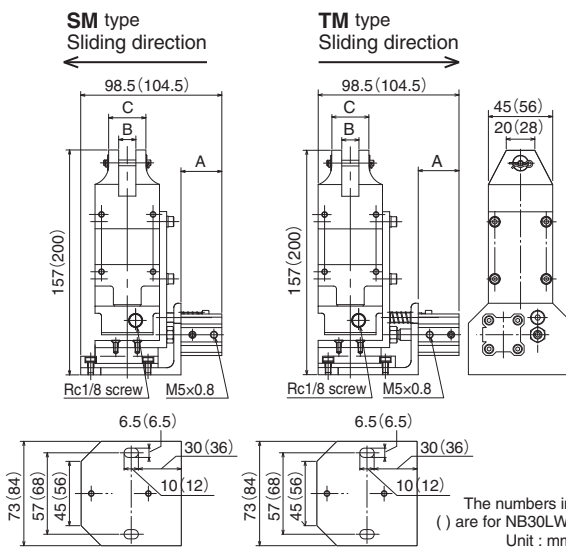
GT-NB20

Code No.	Model No.	Dimensions (mm)			Slide Direction/Distance (mm)	Weight (g)	JAN (4907587)
		A	B	C			
360073	GT-NB20(5-OSHI)	22	12	26	Push 0~5	755	309013
360071	GT-NB20(5-HIKU)	22	12	26	Pull 0~5	755	309020
360074	GT-NB20(10-OSHI)	27	12	26	Push 0~10	755	309037
360072	GT-NB20(10-HIKU)	27	12	26	Pull 0~10	755	309044
360076	GT-NB30(10-HIKU)	28.5	17	36	Pull 0~10	1,420	309068



GT-NB20LW-10TM
Slide Mechanism High Precision Type

Code No.	Model No.	Dimensions (mm)			Slide Direction/Distance (mm)	Weight (g)	JAN (4907587)
		A	B	C			
360069	GT-NB20LW-10TM	28.5	12	26	Pull 0~10	795	309082
360068	GT-NB20LW-10SM	28.5	12	26	Push 0~10	795	309105
360077	GT-NB30LW-10TM	29.5	17	36	Pull 0~10	1,315	309099
360078	GT-NB30LW-10SM	29.5	17	36	Push 0~10	1,325	309051



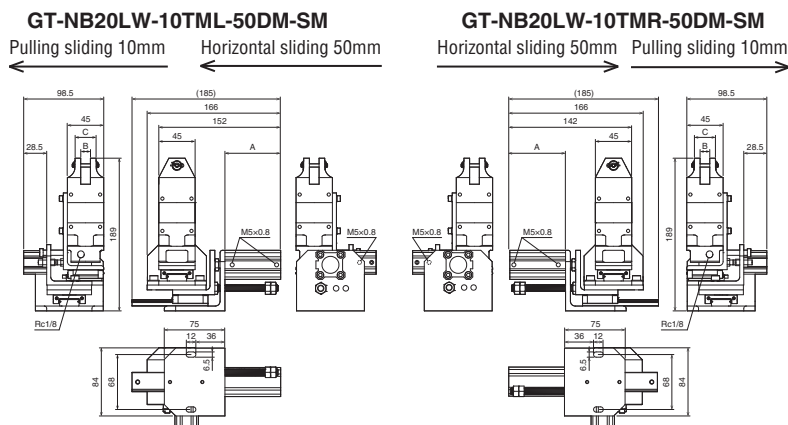
W Sliding Air Nipper Bracket Type

GT-NB20LW-10TML (TMR)-50DM-SM

- With a side opening blade for plastic mounted, this nipper can make itself insert to the place where ordinary nippers cannot reach, and move close to the gate to cut.
- Sliding direction moves up to 50mm in the horizontal direction and up to 10mm in the pulling direction.
- Blades are OPTION.



GT-NB20LW-10TMR-50DM-SM



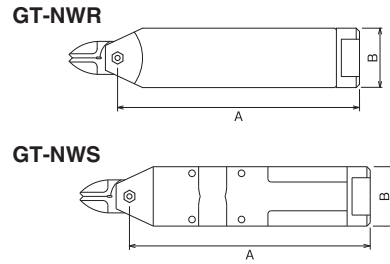

Code No.	Model No.	Dimensions (mm)			Sliding Direction / Distance (mm)	Weight (g)	JAN (4907587)
		A	B	C			
360066	GT-NB20LW-10TML-50DM-SM	69.5	12	26	Pulling sliding 0~10/Horizontal sliding 0~50	1,621	014665
360067	GT-NB20LW-10TMR-50DM-SM	69.5	12	26	Pulling sliding 0~10/Horizontal sliding 0~50	1,621	014672

Double Action Air Nippers

GT-NWR10/20/30 GT-NWS1/10/20

RoHS

- Blade opening and closing is driven by air piston.
- Maintenance is easy because there are no spring parts in the nipper body and blade.



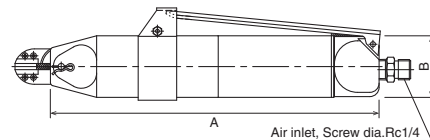
Code No.	Model No.	Capacity ϕ (mm)			Air Consumption (cm ³ /str.)	Applied Pressure (N)	Air Pressure (MPa)	Size(mm)		Weight (g)	JAN (4907587)
		Copper	Steel	ABS Plastic				A	B		
Double Action Air Scissors (Round Type without Lever)											
360710	GT-NWR10	1.8	1.2	4.0	116	588	0.4~0.6	146	ϕ 36	280	309808
360711	GT-NWR20	2.6	2.0	6.5	230	1,372	0.5~0.6	165	ϕ 45	523	309815
360712	GT-NWR30	3.3	2.8	7.5	584	2,744	0.5~0.6	230.5	ϕ 56	980	309822
Double Action Air Scissors (Square Type)											
360702	GT-NWS1	1.0	0.5	2.0	45	294	0.4~0.5	95	23×20	116	309730
360706	GT-NWS10	1.8	1.2	4.0	116	588	0.4~0.6	146	36×36	356	309778
360707	GT-NWS20	2.6	2.0	6.5	230	1,372	0.5~0.6	165	45×45	610	309785
360708	GT-NWS30	3.3	2.8	7.5	584	2,744	0.5~0.6	230.5	56×56	1,115	309891

※w/Tube joint: Inner dia.4 x Outer dia.6mm (GT-NWS1: Inner dia.2.5 x Outer dia.4mm)

Air Nipper for Orchid Support Stick


GT-NZ15

- Includes a cutting position stopper to prevent cutting errors.
- Blades are equipped with urethane covers to prevent props from flying off after cutting.



Code No.	Model No.	Capacity		Air Consumption (cm ³ /str.)	Applied Pressure (N)	Air Pressure (MPa)	A (mm)	B (mm)	Weight (g)	JAN (4907587)
		Annealing Wire	Vinyl Stick(Pipe)							
360759	GT-NZ15(NZ15AJ)	#10(Thin)	ϕ 4.2~6	250	1177	0.65	213.5	40	455	030504
360758	GT-NZ15(NZ20AJ)	#8(Thick)	ϕ 4.2~6	250	1177	0.65	213.5	40	465	369888

※High-hardness annealing wire may not be cut.



RoHS

Blade specifications

Code No.	Model No.	Blade Opening (mm)	Effective Cutting Length (mm)	A (mm)	Weight (g)	JAN (4907587)
360504	NZ15AJ	7.2	15	30	132	370792
360505	NZ20AJ	7.5	15	31	142	370808



HAND TOOLS

INDUSTRIAL BITS

CONSTRUCTION BITS

RECIPROCATING SAW BLADES

ELECTRIC TOOLS

AIR TOOLS

AIR NIPPERS

STATIC SOLUTIONS

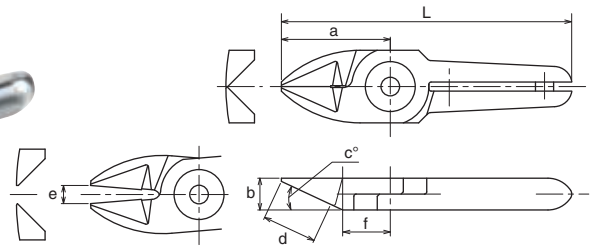
GASOLINE ENGINE TOOLS

Standard

AS/HS



AS/Standard type. General blade for cutting copper wire, iron wire, etc.
HS/HSS tipped (brazing) for improved durability.



Code No.	Model No.	Size (mm)							Weight (g)	Material	Applicable Models	JAN (4907587)
		a	b	c(°)	d:Effective Length	e:Blade Opening	f	L:Overall Length				
360102	N3AS	24	7	25	12	4	10.5	64	35	Special alloy steel	GT-NS3 / N3 / NR3	372024
360101	N3HS	24	7	25	12	4	10.5	64	35	HSS tipped	GT-NS3 / N3 / NR3	372017
360112	N5AS	24	7	25	12	4	10.5	64	40	Special alloy steel	GT-NS5 / N5 / NR5	372079
360111	N5HS	24	7	25	12	4	10.5	64	40	HSS tipped	GT-NS5 / N5 / NR5	372062
360122	N7AS	27	9	30	13.5	4	12.5	81	80	Special alloy steel	GT-NS7 / N7 / NR7	372116
360121	N7HS	27	9	30	13.5	4	12.5	81	80	HSS tipped	GT-NS7 / N7 / NR7	372109
360132	N10AS	27	9	30	13.5	5	12.5	91	85	Special alloy steel	GT-N10	372161
360131	N10HS	27	9	30	13.5	5	12.5	91	85	HSS tipped	GT-N10	372154
360181	N10LAS	35	12	30	20	5	15	89	120	Special alloy steel	GT-NS10L / NR10L	372413
360142	N12AS	35	12	30	20	5	15	105	135	Special alloy steel	GT-N12	372208
360141	N12HS	35	12	30	20	5	15	105	135	HSS tipped	GT-N12	372192
360151	N20AS	35	12	30	20	9	15	95	140	Special alloy steel	GT-NS20 / N20 / NR20 / NB20	372239
360161	N30AS	43	17	30	25	9	18	127	370	Special alloy steel	GT-NS30 / N30 / NR30 / NB30	372314

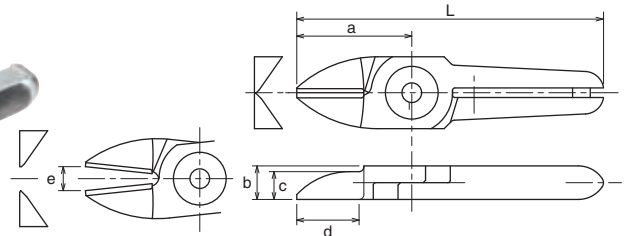
>> For guidance on cutting capability, see Technical data on P283.

Straight blades for metal

BJ



BJ/Upright blade with an unbeveled cutting edge for metal.



Code No.	Model No.	Size (mm)							Weight (g)	Material	Applicable Models	JAN (4907587)
		a	b	c	d:Effective Length	e:Blade Opening	L:Overall Length					
360450	NW1BJ	20	5	3	10.5	3.5	50	16	Special alloy steel	GT-NWR1 / NWS1	370006	
360106	N3BJ	24	7	5.8	13	5	64	35	Special alloy steel	GT-NS3 / N3 / NR3	372048	
360119	N5BJ	24	7	5.8	13	4	64	40	Special alloy steel	GT-NS5 / N5 / NR5	378552	
360128	N7BJ	27	9	7.5	13	5	81	75	Special alloy steel	GT-NS7 / N7 / NR7	378569	
360453	NW10BJ	30	9	6	16.5	5	85	76	Special alloy steel	GT-NWR10 / NWS10	370709	
360459	NW20BJ	40	12	6	24.5	8	100	142	Special alloy steel	GT-NWR20 / NWS20	370747	
360460	NW30BJ	55	17	8	33	11	140	367	Special alloy steel	GT-NWR30 / NWS30	370754	

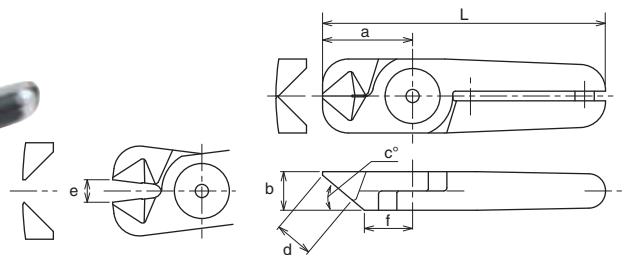
>> For guidance on cutting capability, see Technical data on P283.

Powerful cutting blades

AG



AG/Higher strength blade with shorter cutting edge than the standard type. The applied pressure is greater because the blade cuts at the base of its cutting edge.

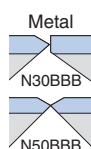


Code No.	Model No.	Size (mm)							Weight (g)	Material	Applicable Models	JAN (4907587)
		a	b	c(°)	d:Effective Length	e:Blade Opening	f	L:Overall Length				
360159	N20AG	28	12	40	12	7	15	88	135	Special alloy steel	GT-NS20 / N20 / NR20 / NB20	372291
360157	N20HS	26	12	40	10	7	13.5	86	135	HSS tipped	GT-NS20 / N20 / NR20 / NB20	372277

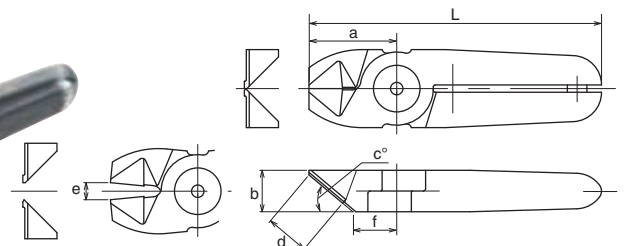
>> For guidance on cutting capability, see Technical data on P283.

Powerful cutting blades (Carbide tipped)

BBB



BBB/Carbide tipped, for cutting hard steel such as high steel wire materials, piano wire, etc.
Carbide tipped
Suitable for the case that more durability than special alloy steel is required, such as for cutting piano wire.



Code No.	Model No.	Size (mm)							Weight (g)	Material	Applicable Models	JAN (4907587)
		a	b	c(°)	d:Effective Length	e:Blade Opening	f	L:Overall Length				
360172	N30BBB	36	17	40	18	7	18	120	365	Carbide tipped	GT-NS30 / N30 / NR30 / NB30	372383
360177	N50BBB	46	25	35	19	9	24	166	955	Carbide tipped	GT-N50 / NR50	372406

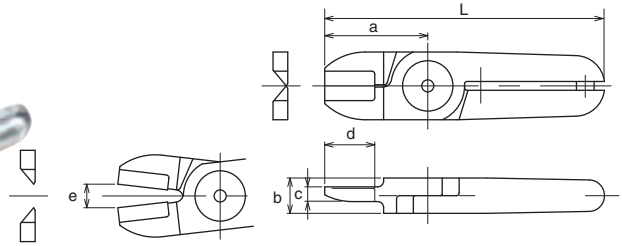
>> For guidance on cutting capability, see Technical data on P283.

HAND TOOLS
INDUSTRIAL BITS
CONSTRUCTION BITS
RECIPROCATING SAW BLADES
ELECTRIC TOOLS
AIR TOOLS
AIR NIPPERS
STATIC SOLUTIONS
GASOLINE ENGINE TOOLS

Air nipper standard blades for metal

Clipper blades | **BFB/AS**

Metal **BFB**/Carbide tipped, for cutting metal wires, thin pipes, etc.
AS/Standard clipper blade.
N50AS

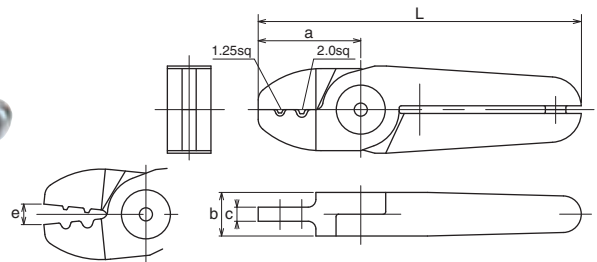


Code No.	Model No.	Size (mm)						Weight (g)	Material	Applicable Models	JAN (4907587)
		a	b	c	d:Effective Length	e:Blade Opening	L:Overall Length				
360156	N20BFB	35	12	5	17	8	95	150	Carbide tipped	GT-NS20 / N20 / NR20 / NB20	372260
360175	N50AS	60	25	10	30	11	180	950	Special alloy steel	GT-N50 / NR50	372390

>> For guidance on cutting capability, see Technical data on P283.

Crimp edge for solderless terminals | **ACD**

Metal **ACD**/For crimping solderless terminals.
 (Bare terminal SQ1.25/SQ2.0)



Code No.	Model No.	Size (mm)					Weight (g)	Material	Applicable Models	JAN (4907587)
		a	b	c	e:Blade Opening	L:Overall Length				
360171	N30ACD	40	17	5.5	8	126	335	Special alloy steel	GT-NS30 / N30 / NR30 / NB30	372376

>> For guidance on cutting capability, see Technical data on P283.

NM Blades | **NM**

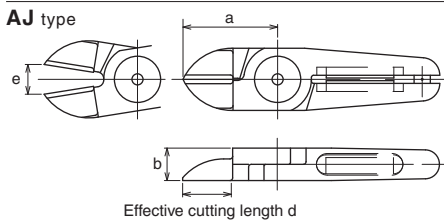
NM blades eliminate troubles caused by spring breakage. Can be mounted on the VESSEL current air nippers. Periodic replacement of spring is no more necessary as the magnet works semi-permanently.
 ● Patented.



- Ideal for around-the-clock operations
- Semi-permanent magnetic force
- Compatible with our standard nipper bodies

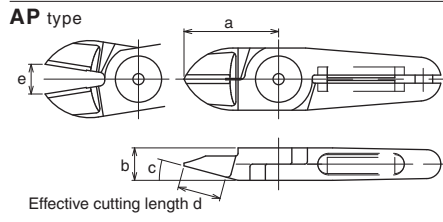
Straight Thin

AJ type



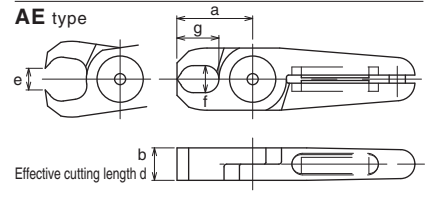
For plastic parts

AP type



Nipping type / For plastic parts

AE type

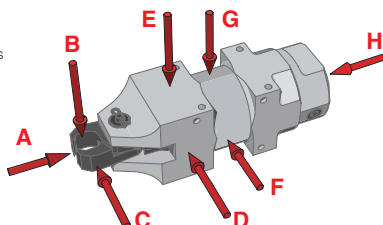


Code No.	Model No.	Size (mm)							Weight (g)	Applicable Models	JAN (4907587)
		a	b	c(°)	d	e	f×g				
360246	NM20AJ	35	12	-	18	11	-	116	GT-NS20 / N20 / NR20 / NB20	372765	
360247	NM20AP	35	12	15	16	11	-	124	GT-NS20 / N20 / NR20 / NB20	372772	
360248	NM20AE	28	12	-	12	8	10×15.5	129	GT-NS20 / N20 / NR20 / NB20	372789	
360261	NM30AJ	52	17	-	28	14	-	360	GT-NS30 / N30 / NR30 / NB30	372918	
360262	NM30AP	66	17	15	38	16	-	380	GT-NS30 / N30 / NR30 / NB30	372925	
360263	NM30AE	45	17	-	17	12	13×28	358	GT-NS30 / N30 / NR30 / NB30	372932	

>> For guidance on cutting capability, see Technical data on P283.

*Customization also available upon request.

CAUTION
 Powerful magnet is used.



Result of magnetic force measurement

If a magnetic sensor for operation check is installed nearby, please confirm the magnetic force level in the following diagram.

Model No.	A	B	C	D	E	F	G	H
NM20AE	85	10	10	5	32	5	2	0
NM30AE	34	8	8	6	42	15	30	3

Measurement unit: Gauss Measurement device: Gaussmeter GM-1200 manufactured by DENSHIJIKI INDUSTRY Co., Ltd.

HAND TOOLS

INDUSTRIAL BITS

CONSTRUCTION BITS

RECIPROCATING SAW BLADES

ELECTRIC TOOLS

AIR TOOLS

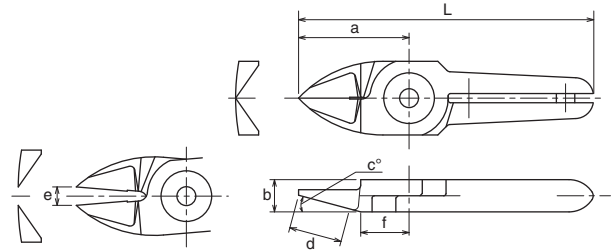
AIR NIPPERS

STATIC SOLUTIONS

GASOLINE ENGINE TOOLS

Standard blades for plastic | AP

Plastic **AP**/Standard blade for cutting plastic. A large curve is on the cutting surface to support the gate whose cut edge must not be left. (The cutting edge is angled.)

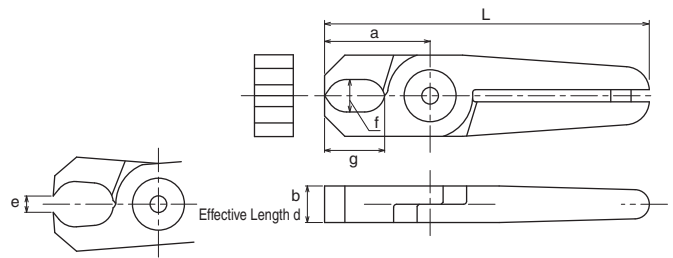


Code No.	Model No.	Size (mm)							Weight (g)	Material	Applicable Models	JAN (4907587)
		a	b	c(°)	d:Effective Length	e:Blade Opening	f	L:Overall Length				
360104	N3AP	24	7	15	11.5	4	10.5	64	35	Special alloy steel	GT-NS3 / N3 / NR3	372031
360114	N5AP	24	7	15	11.5	4	10.5	64	40	Special alloy steel	GT-NS5 / N5 / NR5	372086
360124	N7AP	27	9	30	11.5	4	14.5	81	80	Special alloy steel	GT-NS7 / N7 / NR7	372123
360134	N10AP	27	9	30	11.5	5	14.5	91	85	Special alloy steel	GT-N10	372185
360182	N10LAP	35	12	15	16	5	15	89	120	Special alloy steel	GT-NS10L / NR10L	372420
360144	N12AP	35	12	15	16	5	15	105	135	Special alloy steel	GT-N12	372215
360155	N20AP	35	12	15	16	11	15	95	125	Special alloy steel	GT-NS20 / N20 / NR20 / NB20	372253
360165	N30AP	66	17	15	38	16	24	150	380	Special alloy steel	GT-NS30 / N30 / NR30 / NB30	372321

>> For guidance on cutting capability, see Technical data on P283.

Nipping blades for plastic | AE

Plastic **AE**/For cutting plastic gates such as over-ride gate and discard gate.

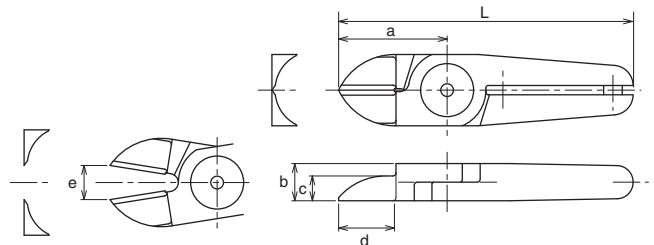


Code No.	Model No.	Size (mm)							Weight (g)	Material	Applicable Models	JAN (4907587)
		a	b	f×g	d:Effective Length	e:Blade Opening	L:Overall Length					
360108	N3AE	20	7	6×11	7	3.5	60	35	Special alloy steel	GT-NS3 / N3 / NR3	372055	
360118	N5AE	20	7	6×11	7	3.5	60	40	Special alloy steel	GT-NS5 / N5 / NR5	372093	
360126	N7AE	26	9	8×14.8	9	4	80	85	Special alloy steel	GT-NS7 / N7 / NR7	372130	
360158	N20AE	28	12	10×15.5	12	8	88	135	Special alloy steel	GT-NS20 / N20 / NR20 / NB20	372284	
360166	N30AE	45	17	13×28	17	12	129	395	Special alloy steel	GT-NS30 / N30 / NR30 / NB30	372338	

>> For guidance on cutting capability, see Technical data on P283.

Straight blades for plastic | AJ

Plastic **AJ**/Upright blade with an unbeveled cutting edge for plastic. Can be applied at a right angle to the gate.



Code No.	Model No.	Size (mm)							Weight (g)	Material	Applicable Models	JAN (4907587)
		a	b	c	d:Effective Length	e:Blade Opening	L:Overall Length					
360454	NW10AJ	30	9	6	14	5	85	76	Special alloy steel	GT-NWR10 / NWS10	370716	
360152	N20AJ	35	12	8	18	11	95	125	Special alloy steel	GT-NS20 / N20 / NR20 / NB20	372246	
360381	N20AJB	35	12	8	18	11	95	125	Carbide tipped	GT-NS20 / N20 / NR20 / NB20	378712	
360457	NW20AJ	40	12	6	21.5	8	100	142	Special alloy steel	GT-NWR20 / NWS20	370723	
360169	N30AJ	52	17	7	28	14	136	370	Special alloy steel	GT-NS30 / N30 / NR30 / NB30	372352	
360461	NW30AJ	55	17	8	33	11	140	368	Special alloy steel	GT-NWR30 / NWS30	370761	

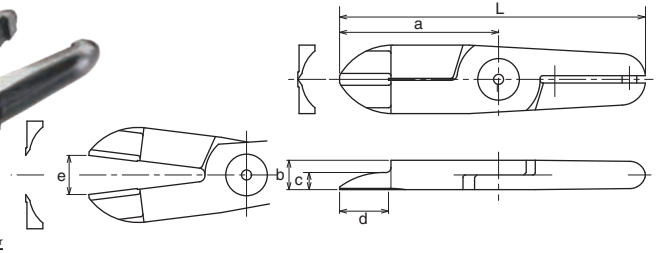
>> For guidance on cutting capability, see Technical data on P283.

HAND TOOLS
INDUSTRIAL BITS
CONSTRUCTION BITS
RECIPROCATING SAW BLADES
ELECTRIC TOOLS
AIR TOOLS
AIR NIPPERS
STATIC SOLUTIONS
GASOLINE ENGINE TOOLS

Straight long blades for plastic | AJL

Plastic **AJL**/Long type of straight blade. Effective when there is a distance between the nipper and the cutting point. N30AJ163 is useful for cutting the wide gate.

The image is N20AJL. N20AJL is with screw stopper.

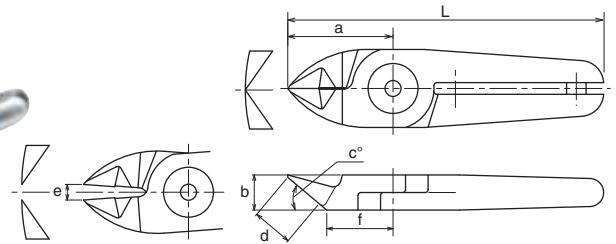


Code No.	Model No.	Size (mm)						Weight (g)	Material	Applicable Models	JAN (4907587)
		a	b	c	d:Effective Length	e:Blade Opening	L:Overall Length				
360369	N10LAJ141	61	12	7	34	10	115	165	Special alloy steel	GT-NS10L / NR10L	378590
360150	N20AJL	65	12	7	20	16	125	230	Special alloy steel	GT-NS20 / N20 / NR20 / NB20	372222
360376	N20AB39	61	12	7	36	14	121	185	Special alloy steel	GT-NS20 / N20 / NR20 / NB20	378668
360389	N30AJ163	65	17	7	41	17.5	149	355	Special alloy steel	GT-NS30 / N30 / NR30 / NB30	378798
360170	N30AJL	75	17	8	25	19	159	470	Special alloy steel	GT-NS30 / N30 / NR30 / NB30	372369

>> For guidance on cutting capability, see Technical data on P283.

Flat blades for plastic | PF

Plastic **PF**/Blade for cutting plastic, making the cut surface flat. A large curve is on the cutting surface to support the gate whose cut edge must not be left.

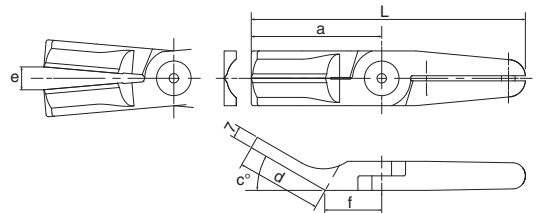



Code No.	Model No.	Size (mm)						Weight (g)	Material	Applicable Models	JAN (4907587)
		a	b	c (°)	d:Effective Length	e:Blade Opening	f				
360127	N7PF	27	9	40	10.5	4	17	81	Special alloy steel	GT-NS7 / N7 / NR7	372147
360183	N10LPF	35	12	40	13.5	5	21	89	Special alloy steel	GT-NS10L / NR10L	372437
360160	N20PF	35	12	40	13.5	11	21	95	Special alloy steel	GT-NS20 / N20 / NR20 / NB20	372307
360167	N30PF	58	17	30	25	15	33	142	Special alloy steel	GT-NS30 / N30 / NR30 / NB30	372345

>> For guidance on cutting capability, see Technical data on P283.

Flat long blades for plastic | N50FPFL

Plastic **PF**/Blade for plastic that makes the cut surface flat. Cutting capacity: Soft plastic $\phi 9.5\text{mm}$, Hard plastic $\phi 5.5\text{mm}$

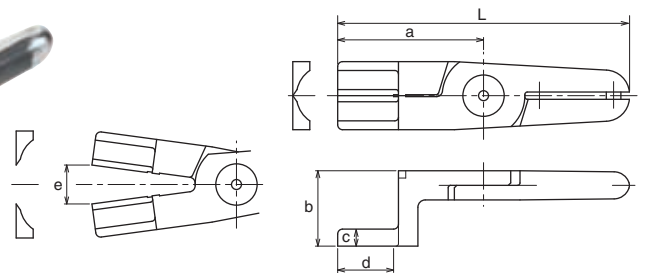



Code No.	Model No.	Size (mm)						Weight (g)	Material	Applicable Models	JAN (4907587)
		a	b	c (°)	d:Effective Length	e:Blade Opening	f				
360179	N50FPFL	76	31	30	50	35	76.3	160	Special alloy steel	GT-NR50F	014696

>> For guidance on cutting capability, see Technical data on P283.

Crank blades for plastic | N20AH

Plastic **AH**/Crank shaped blade for plastic. Effective when there are obstacles in the way or the gate section is too narrow.



Code No.	Model No.	Size (mm)						Weight (g)	Material	Applicable Models	JAN (4907587)
		a	b	c	d:Effective Length	e:Blade Opening	L:Overall Length				
360149	N20AH	60	31	7	23	16	120	240	Special alloy steel	GT-NS20 / N20 / NR20 / NB20	378873

>> For guidance on cutting capability, see Technical data on P283.

HAND TOOLS

INDUSTRIAL BITS

CONSTRUCTION BITS

RECIPROCATING SAW BLADES

ELECTRIC TOOLS

AIR TOOLS

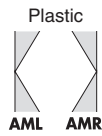
AIR NIPPERS

STATIC SOLUTIONS

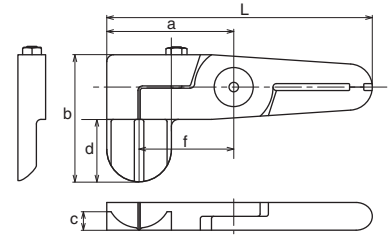
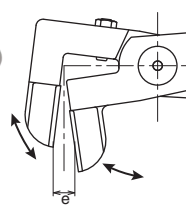
GASOLINE ENGINE TOOLS

Side opening blades for plastic

AML/AMR



Plastic AML/AMR For plastic with the cutting edge bent 90°. Effective for the narrow space where ordinary nippers cannot enter.

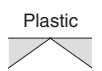


Code No.	Model No.	Size (mm)							Weight (g)	Material	Applicable Models	JAN (4907587)
		a	b	c	d:Effective Length	e:Blade Opening	f	L:Overall Length				
360384	N20AML1498	55	55	8	26	9.5	41	115	270	Special alloy steel	GT-NS20 / N20 / NR20 / NB20	378743
360385	N20AMR1499	55	55	8	26	9.5	41	115	270	Special alloy steel	GT-NS20 / N20 / NR20 / NB20	378750
360370	N30AML1435	55	68	10	35	13	39	139	520	Special alloy steel	GT-NS30 / N30 / NR30 / NB30	375520
360371	N30AMR1395	55	68	10	35	13	39	139	520	Special alloy steel	GT-NS30 / N30 / NR30 / NB30	375537

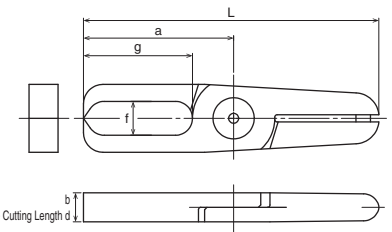
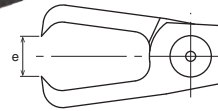

>> For guidance on cutting capability, see Technical data on P283.

Nipping blades for plastic

AE



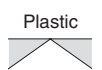
Plastic AE/For cutting plastic gates such as over-ride gate and discard gate.



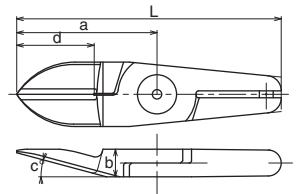
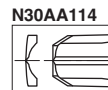
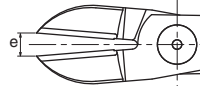
Code No.	Model No.	Size (mm)						Weight (g)	Material	Applicable Models	JAN (4907587)
		a	b	f×g	d:Effective Length	e:Blade Opening	L:Overall Length				
360378	N20AE1205	62	12	14×45	12	16.5	122	202	Special alloy steel	GT-NS20 / N20 / NR20 / NB20	378682
360173	N30AE2125	70	17	16×53	17	19.5	154	385	Special alloy steel	GT-NS30 / N30 / NR30	007292

>> For guidance on cutting capability, see Technical data on P283.

R blades for plastic LAB/AA/AB



Plastic A large curve is on the cutting surface to support the gate whose cut edge must not be left. Angled blades can be chosen to match the installation angle of the nipper.

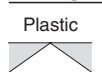


Code No.	Model No.	Size (mm)						Weight (g)	Material	Applicable Models	JAN (4907587)
		a	b	c (°)	d:Effective Length	e:Blade Opening	L:Overall Length				
360367	N10LAB152	61	12	15	35	10	115	165	Special alloy steel	GT-NS10 / NR10L	378576
360373	N20AA27	45	12	23	25	12	105	145	Special alloy steel	GT-NS20 / N20 / NR20 / NB20	378637
360372	N20AA239	52.3	12	40	27	14	112.3	195	Special alloy steel	GT-NS20 / N20 / NR20 / NB20	378620
360375	N20AB360	61	12	15	35	16	121	185	Special alloy steel	GT-NS20 / N20 / NR20 / NB20	378651
360386	N30AA114	76.3	17	30	50	20	160.3	385	Special alloy steel	GT-NS30 / N30 / NR30 / NB30	378767
360374	N20AA361	(48.9)	12	60	40	14	(108.9)	188	Special alloy steel	GT-NS20 / N20 / NR20 / NB20	378644
360368	N10LAB2	61	12	-	36	10	115	159	Special alloy steel	GT-NS10L / NR10L	378583
360387	N30AA160	(76.3)	17	30	44	19	(160.3)	156	Special alloy steel	GT-NS30 / N30 / NR30 / NB30	378774

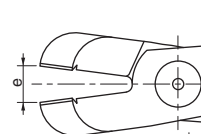
>> For guidance on cutting capability, see Technical data on P283.

Nipping blades for plastic (Angled)

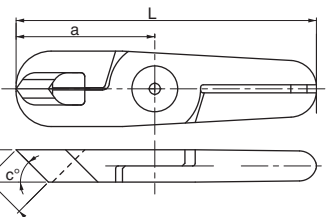
N20AE19A



Plastic AE/For cutting plastic gates such as over-ride gate and discard gate. The cutting edge is angled so that the nipper can be diagonally installed.



Effective Cutting Length d



Code No.	Model No.	Size (mm)						Weight (g)	Material	Applicable Models	JAN (4907587)
		a	b	c (°)	d:Effective Length	e:Blade Opening	L:Overall Length				
360382	N20AE19A	51.5	12	45	(17)	13.5	111.5	200	Special alloy steel	GT-NS20 / N20 / NR20	010186

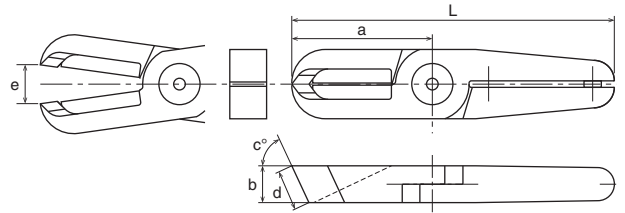

>> For guidance on cutting capability, see Technical data on P283.

HAND TOOLS
INDUSTRIAL BITS
CONSTRUCTION BITS
RECIPROCATING SAW BLADES
ELECTRIC TOOLS
AIR TOOLS
AIR NIPPERS
STATIC SOLUTIONS
GASOLINE ENGINE TOOLS

Nipping blades for plastic (Angled) | N30AE53A

Plastic **AE**/For cutting plastic gates such as over-ride gate and discard gate. The cutting edge is angled so that the nipper can be diagonally installed.

RoHS



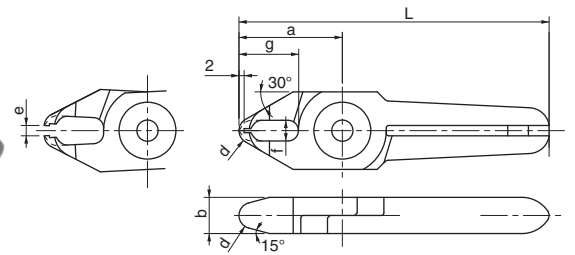
Code No.	Model No.	Size (mm)						Weight (g)	Material	Applicable Models	JAN (4907587)
		a	b	c (°)	d:Effective Length	e:Blade Opening	L:Overall Length				
360395	N30AE53A	65	17	65	(18.7)	18	149	440	Special alloy steel	GT-NS30 / N30 / NR30 / NB30	029744

>> For guidance on cutting capability, see Technical data on P283.

Nipping blade for pin gates | N3AE406

Plastic Nipping blade for pin gate. Useful for cutting the pin gate coming out from the depression or under the step of the workpiece at the bottom of the step.

RoHS



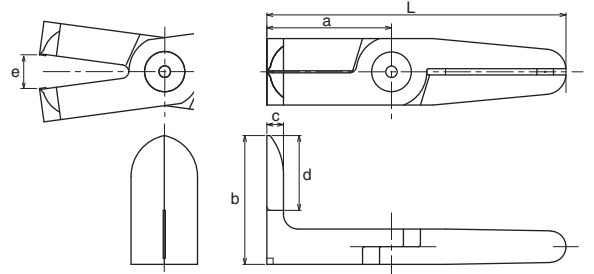
Code No.	Model No.	Size (mm)						Weight (g)	Material	Applicable Models	JAN (4907587)
		a	b	d:Effective Length	f×g	e:Blade Opening	L:Overall Length				
360174	N3AE406	20	7	R2.5	4×11.5	3.5	60	34	Special alloy steel	NS3H-1 / N3 / NS3 / NR3	007308

>> For guidance on cutting capability, see Technical data on P283.

L blades for sprue cut | N30AL

Plastic 90° angled long type of straight blade. Ideal for cutting the direct gates.

RoHS



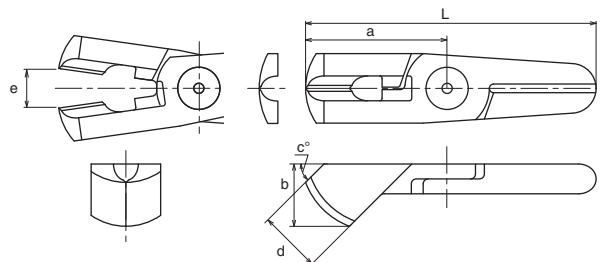
Code No.	Model No.	Size (mm)						Weight (g)	Material	Applicable Models	JAN (4907587)
		a	b	c	d:Effective Length	e:Blade Opening	L:Overall Length				
360390	N30AL525	60	62	8	36	16	144	520	Special alloy steel	GT-NS30 / N30 / NR30 / NB30	378804

>> For guidance on cutting capability, see Technical data on P283.

Nipping blades for sprue cut | N20AK

Plastic Spherical cutting blade ideal for cutting sprue. The blade can be inserted securely even in narrow areas with ribs around the sprue, resulting in a very clean finish.

RoHS



Code No.	Model No.	Size (mm)						Weight (g)	Material	Applicable Models	JAN (4907587)
		a	b	c (°)	d:Effective Length	e:Blade Opening	L:Overall Length				
360383	N20AK249	57	25	45	25	14	117	240	Special alloy steel	GT-NS20 / N20 / NR20 / NB20	378736

>> For guidance on cutting capability, see Technical data on P283.

Blade Types

HAND TOOLS

INDUSTRIAL BITS

CONSTRUCTION BITS

RECIPROCATING SAW BLADES

ELECTRIC TOOLS

AIR TOOLS

AIR NIPPERS

STATIC SOLUTIONS

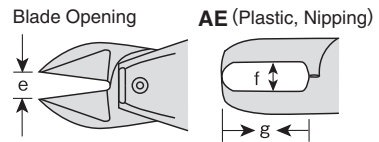
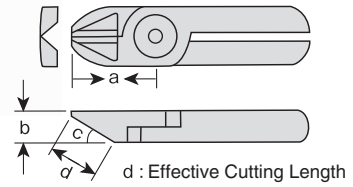
GASOLINE ENGINE TOOLS

N10L A S

Air Nipper Models

Types

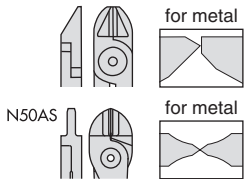
- AS** : Metal, Standard
- HS** : Metal, Standard (HSS tipped)
- AG** : Metal, Powerful Cutting
- ACD** : Crimping
- BJ** : Metal, Straight
- BFB** : Metal, Clipper (Carbide tipped)
- BBB** : Metal, Powerful Cutting (Carbide tipped)
- AP** : Plastic, Standard
- AJ** : Plastic, Straight Thin
- PF** : Plastic, Flat
- AJL** : Plastic, Straight Long
- AE** : Plastic, Nipping
- AJB** : Plastic, Straight (Carbide tipped)
- AH** : Plastic, Crank
- AML** : Plastic, Side opening (Left)
- AMR** : Plastic, Side opening (Right)



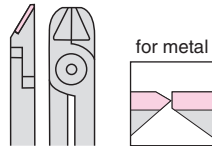
* Blade cutting edge materials

- Carbide tipped
Hardest and most abrasion-resistant material. Suitable for cutting hard steel wires and resin that contains many glass fibers.
- HSS tipped
For the applications requiring more durability than special alloy steel.

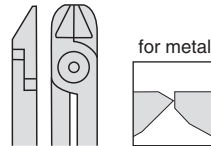
AS Standard type. General blade for cutting copper wire, iron wire, etc.



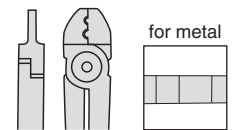
HS HSS tipped (brazing) for improved durability.



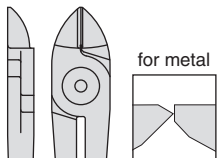
AG Higher strength blade with shorter cutting edge than the standard type. The applied pressure is greater because the blade cuts at the base of its cutting edge.



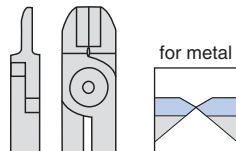
ACD For crimping solderless terminals.



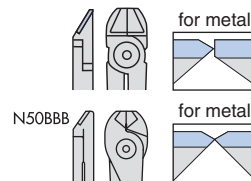
BJ Upright blade with an unbeveled cutting edge for metal.



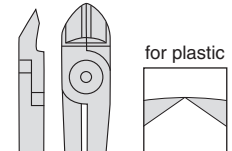
BFB Clipper type shape. Carbide tipped, for cutting metal wires, thin pipes, etc.



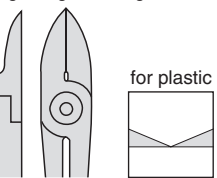
BBB Carbide tipped, for cutting hard wire materials such as high steel wire materials, piano wire, etc.



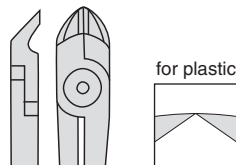
AP Standard blade for cutting plastic.



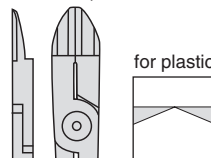
AJ Upright blade with an unbeveled cutting edge for plastic. Can be applied at a right angle to the gate.



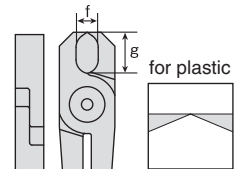
PF Blade for cutting plastic, making the cut surface flat.



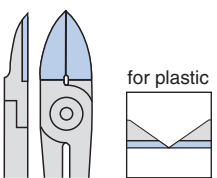
AJL Long type of straight blade. Effective when there is a distance between the nipper and the cutting point of the gate of the workpiece.



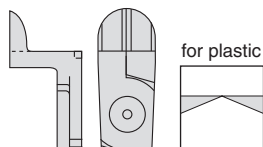
AE For many gate processes such as over-ride gate and discard gate.



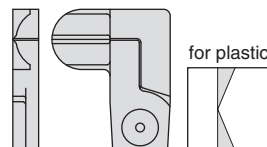
AJB Carbide tipped (brazing), for cutting hard plastic or glass-fiber containing plastic.



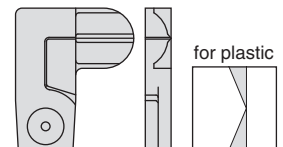
AH Crank shaped blade for plastic. Effective when there are obstacles in the way or the gate section is too narrow.



AML For plastic with the cutting edge bent 90° to the left. Effective for the narrow space where ordinary nippers cannot enter.



AMR For plastic with the cutting edge bent 90° to the right. Effective for the narrow space where ordinary nippers cannot enter.



Specifications of blade

Cutting Capacity					Applicable models	Model No.		Dimensions(mm)						Weight (g)
Soft plastic	Hard plastic	Copper	Iron	Piano		Nipper No.	Types	a	b	c(°)	d	e	f×g	
		1.0	0.5		GT-N3-NS3- NR3 GT-NS2 (N3BJ only)	N3	AS	24	7	25	12.0	4.0		35
		1.0	0.5			N3	HS	24	7	25	12.0	4.0		35
2.0						N3	AP	24	7	15	11.5	4.0		35
2.0						N3	AE	20	7		7.0	3.5	6×11	35
		1.0	0.5			N3	BJ	24	7		13.0	5.0		35
		1.0	0.5		GT-N5 GT-NS5 GT-NR5	N5	AS	24	7	25	12.0	4.0		40
		1.0	0.5			N5	HS	24	7	25	12.0	4.0		40
2.0						N5	AP	24	7	15	11.5	4.0		40
2.0						N5	AE	20	7		7.0	3.5	6×11	40
		1.0	0.5			N5	BJ	24	7		13.0	4.0		40
		1.6	1.0		GT-N7 GT-NS7 GT-NR7	N7	AS	27	9	30	13.5	4.0		80
		1.6	1.0			N7	HS	27	9	30	13.5	4.0		80
3.0	2.0					N7	AP	27	9	30	13.0	4.0		80
3.0	2.0					N7	PF	27	9	40	10.5	4.0		80
3.0	2.0					N7	AE	26	9		9.0	4.0	8×8.8	85
		1.6	1.0		N7	BJ	27	9		13.0	5.0		75	
		1.8	1.2		GT-N10	N10	AS	27	9	30	13.5	5.0		85
		1.8	1.2			N10	HS	27	9	30	13.5	5.0		85
4.0	2.6					N10	AP	27	9	30	11.5	5.0		85
		1.8	1.2		GT-NS10L GT-NR10L	N10L	AS	35	12	30	20.0	5.0		120
4.0	2.6					N10L	AP	35	12	15	16.0	5.0		120
4.0	2.6					N10L	PF	35	12	40	13.5	5.0		120
		2.3	1.7		GT-N12	N12	AS	35	12	30	20.0	5.0		135
		2.3	1.7			N12	HS	35	12	30	20.0	5.0		135
4.5	4.0					N12	AP	35	12	15	16.0	5.0		135
		2.6	2.0		GT-NS20 GT-NR20 GT-N20	N20	AS	35	12	30	20.0	9.0		140
		2.6	2.0			N20	HS	26	12	40	10.0	7.0		135
		2.6	2.0			N20	AG	28	12	40	12.0	7.0		135
7.0	5.0					N20	AP	35	12	15	16.0	11.0		125
7.0	5.0					N20	AJ	35	12		18.0	11.0		125
6.0	4.0					N20	AJL	65	12		20.0	16.0		230
		5.0				N20	AJB	35	12		18.0	11.0		125
7.0	5.0					N20	PF	35	12	40	13.5	11.0		130
7.0	5.0					N20	AE	28	12		12.0	8.0	10×15.5	135
		2.6	2.0	1.2		N20	BFB	35	12		17.0	8.0		150
6.0						N20	AH	60	12		23.0	16.0		240
10×1.5	8×1				N20	AML	55	12		26.0	9.5		270	
10×1.5	8×1				N20	AMR	55	12		26.0	9.5		270	
		3.3	2.8		GT-NS30 GT-NR30 GT-N30	N30	AS	43	17	30	25.0	9.0		370
		3.3	2.8	1.2		N30	BBB	36	17	40	18.0	7.0		365
10.0	6.5					N30	AP	66	17	15	38.0	16.0		380
10.0	6.5					N30	AJ	52	17		28.0	11.0		370
8.0	5.0					N30	AJL	75	17		25.0	19.0		470
10.0	6.5					N30	PF	58	17	30	25.0	15.0		390
10.0	6.5					N30	AE	45	17		17.0	12.0	13×28	395
(Bare terminal ^{1.25sq} _{2.0sq})					N30	ACD	40	17					335	
		5.5	4.5		GT-NR50 / GT-N50	N50	AS	60	25		30.0	11.0		950
		5.5	4.5	2.0		N50	BBB	46	25	35	19.0	9.0		955
9.5	5.5				GT-NR50F	N50F	PFL	76	31	30	50.0	35.0		394

For Double Action Air Nippers

Cutting Capacity					Applicable models	Model No.		Dimensions(mm)						Weight (g)
Soft plastic	Hard plastic	Copper	Iron	Piano		Body No.	Types	a	b	c(°)	d	e	f×g	
		1.0	0.5		GT-NWS1	NW1	BJ	20			10.5	3.5		16
	4.0					NW10	AJ	30			14.0	5.0		76
		1.8	1.2		GT-NWR10 / NWS10	NW10	BJ	30			16.5	5.0		76
	6.5					NW20	AJ	40			21.5	8.0		142
		2.6	2.0		GT-NWR20 / NWS20	NW20	BJ	40			24.5	8.0		142
	9.5					NW30	AJ	55			33	11.0		368
		3.3	2.8		GT-NWR30	NW30	BJ	55			33	11.0		368

*Cutting capacity is for reference. The performance is subject to the actual use condition. *The weight includes the blade spring. *Iron wire is non-heat treated. *Piano wire—HV320 or less *The unit of the cutting capacity of N20AML and N20AMR is (t).



Replacement parts: Specifications of blade spring

	N3-N5-NE5	N7-N10-NE10	N10L-N12-N20	N30AS/BBB/ACD	N30AP/PF/AE	N50
Outer dia. (mm)	3.5	5.1	5.6	8	8	11.2
Free length (mm)	13	18	22.5	24	28	37
Code No.	859100	859101	859102	859103	859104	859105

Air Scissors

- Two types of blades, standard and micro-edge, are available.



GT-H12K Small lightweight type with one fixed blade (Made-to-order)



GT-H120K With one fixed blade



GT-H30 Round-Type Double movable blades



GT-HS30 Square-Type Double movable blades

Code No.	Model No.	Capacity (max) (mm)	Air Consumption (cm ³ /str.)	Applied Pressure (MPa)	Overall Length (with Blade) (mm)	Weight (with Blade) (g)	JAN (4907587)
360211	GT-H30	Kevlar t=1	584	0.3	280	1,030	010490
360201	GT-H12K (made-to-order)	Kevlar t=0.3	116	0.2	186.2	290	—
360202	GT-H120K	Band steel 15×0.5t	116	0.5~0.6	211	340	010483
360212	GT-HS30	Kevlar t=1	584	0.3	260	970	010506

•Hose coupling: R1/4 (Nipper Rc1/8) •Working air hose inner dia.: 5mm
 •GT-H30, HS30: Overall length/Weight is with H30ME blade mounted.

Blades specifications (H12ME30K: made-to-order.)

Code No.	Model No.	Applicable Nippers	Blade Shape	Blade Opening (mm)	Effective Cutting Length (mm)	Weight (g)	JAN (4907587)
360311	H30ME	H30	Scissors type	26	50	280	009982
360312	H30MEL	HS30	Serrated micro edge	34	67	285	009999
360301	H12ME30K*	H12K	micro edge	17	28	56	—
360302	H120SK	H120K	Scissors type	15	38	115	009975

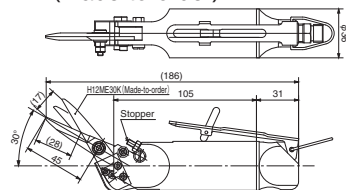
* (made-to-order)



Serrated micro edge

GT-H12K/H30/H120K/HS30

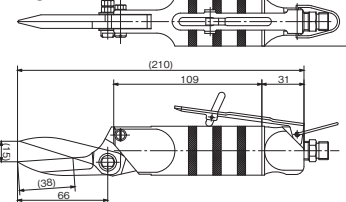
GT-H12K (Made-to-order)



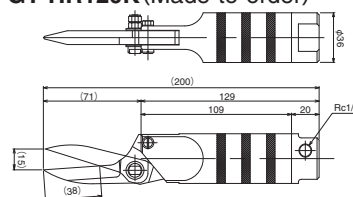
RoHS

GT-HS30 only

GT-H120K



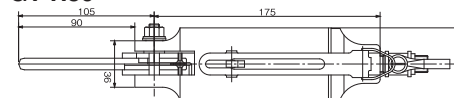
GT-HR120K (Made-to-order)



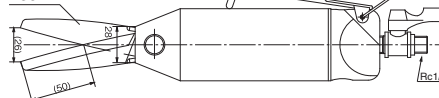
RoHS

Blade only

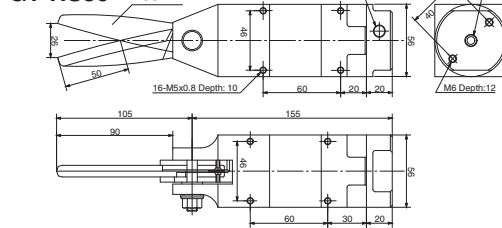
GT-H30



H30ME



GT-HS30



Double Action Air Scissors

- Blade opening and closing is driven by air piston.
- Maintenance is easy because there are no spring parts in the nipper body and blade.
- Blades are OPTION.



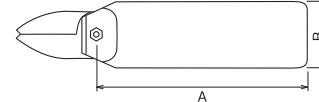
Code No.	Model No.	Capacity φ(mm)		Air Consumption (cm ³ /str.)	Applied Pressure (N)	Air Pressure (MPa)	A (mm)	B (mm)	Weight (g)	JAN (4907587)
		Copper	Steel							
Double Action Air Scissors (Round Type without Lever)										
360701	GT-HWR1	1.0	0.5	45	294	0.4~0.5	95	20	84	309723
360714	GT-HWR10	1.8	1.2	116	588	0.4~0.6	146	36	295	309754
Double Action Air Scissors (Square Type)										
360700	GT-HWS1	1.0	0.5	45	294	0.4~0.5	95	23×20	116	309716
360713	GT-HWS10	1.8	1.2	116	588	0.4~0.6	146	36	356	309747

※GT-HWR1, HWS1 w/Tube joint: Inner dia.2.5 x Outer dia.4mm
 GT-HWR10, HWS10 w/Tube joint: Inner dia.4 x Outer dia.6mm

GT-HWR1/10 GT-HWS1/10

RoHS

GT-HWR



GT-HWS



Applicable Blade Specifications

Code No.	Model No.	Blade Opening (mm)	Effective Cutting Length (mm)	A (mm)	Weight (g)	JAN (4907587)
For GT-HWR1/HWS1						
360452	HW1J	3.0	17	25	16	370013
For GT-HWR10/HWS10						
360462	HW10J	5.0	28	40	76	370020



HAND TOOLS

INDUSTRIAL BITS

CONSTRUCTION BITS

RECIPROCATING SAW BLADES

ELECTRIC TOOLS

AIR TOOLS

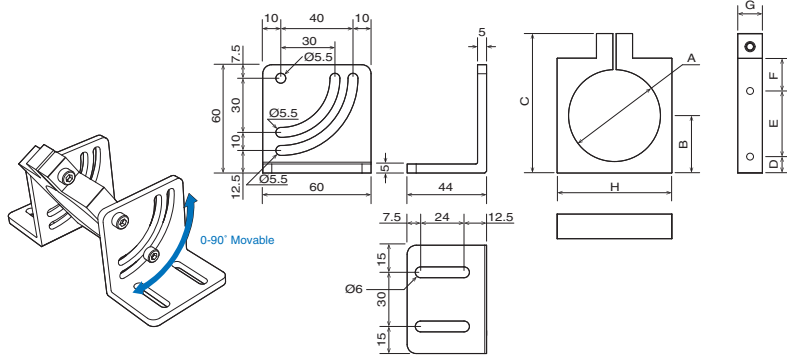

AIR NIPPERS

STATIC SOLUTIONS

GASOLINE ENGINE TOOLS

Stand for the GT-NR30

NR30ST-M



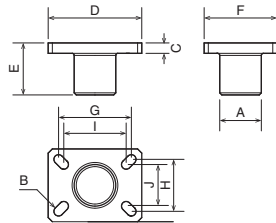
Code No.	Model No.	Size (mm)								Weight (g)	JAN (4907587)
		A	B	C	D	E	F	G	H		
360048	NR30ST-M	56	35	85	10	40	20	15	70	255	—

Mounting/Flat Bracket for the GT-NY10/15

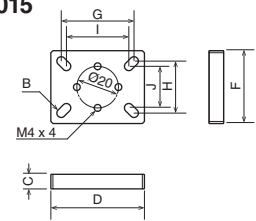
VBRNY1015/VFLBNY1015

RoHS

VBRNY1015



VFLBNY1015


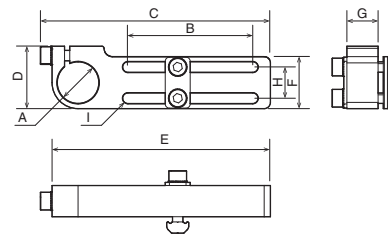


Code No.	Model No.	Size (mm)										Applicable Models	Weight (g)	JAN (4907587)
		A	B	C	D	E	F	G	H	I	J			
360063	VBRNY1015	φ20	φ4.5	5	45	25	35	35	25	30	20	GT-NY10	38	—
360065	VFLBNY1015	-	φ4.5	7	45	-	35	35	25	30	20	GT-NY15	25	—

Slide Base

VSB2060

RoHS



T-NUT is for our products. If the size does not fit, please prepare separately.

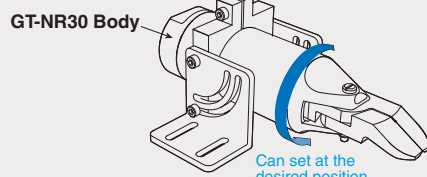
Code No.	Model No.	Size (mm)									Weight (g)	JAN (4907587)
		A	B	C	D	E	F	G	H	I		
360047	VSB2060	φ20	60	110.6	30	105	25	15	15	φ5.2	111	—

ONE POINT

VBRNY1015 | VSB2060

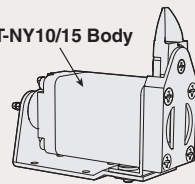
Optional parts allow easy positioning of air nippers.

Part No. : NR30-ST-M



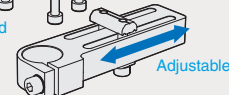
Can set at the desired position.

GT-NY10/15 Body

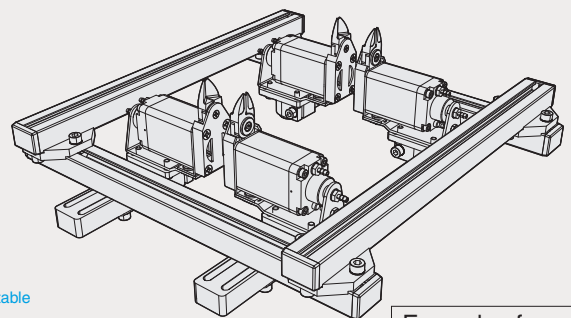


360° rotation

Screws are not included in the accessories.



Adjustable



Example of use

HAND TOOLS

INDUSTRIAL BITS

CONSTRUCTION BITS

RECIPROCATING SAW BLADES

ELECTRIC TOOLS

AIR TOOLS

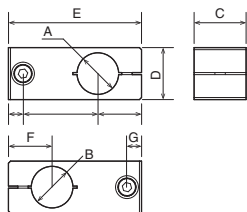
AIR NIPPERS

STATIC SOLUTIONS

GASOLINE ENGINE TOOLS

HAND TOOLS

Cross Connector | VCC2020

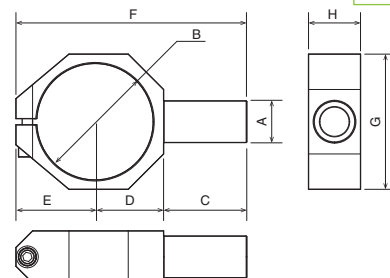


RoHS

Code No.	Model No.	Size (mm)							Weight (g)	JAN (4907587)
		A	B	C	D	E	F	G		
360050	VCC2020	φ20	φ20	25	25	64	21	65	68	—

INDUSTRIAL BITS

Bracket for the GT-NR20/30 | VBNR20/30

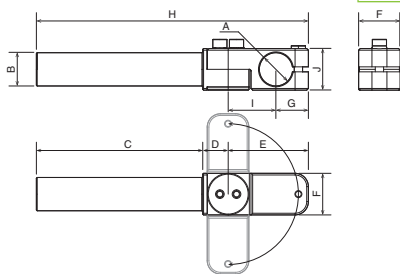


RoHS

Code No.	Model No.	Size (mm)								Applicable models	Weight (g)	JAN (4907587)
		A	B	C	D	E	F	G	H			
360060	VBNR20	φ20	φ45	35	28	31.5	94.5	53	20	GT-NR20	65	—
360061	VBNR30	φ20	φ56	40	33	38	111	65	25	GT-NR30	110	—

CONSTRUCTION BITS

Elbow Arm | VEA20100

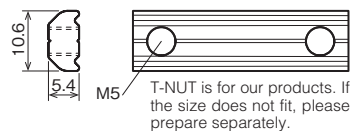


RoHS

Code No.	Model No.	Size (mm)										Weight (g)	JAN (4907587)
		A	B	C	D	E	F	G	H	I	J		
360062	VEA20100	φ20	φ20	100	15.3	48.2	25	19.5	163.5	28.7	25	115	—

RECIPROCATING SAW BLADES

Mounting Bracket | VMB20125



RoHS

Code No.	Model No.	Size (mm)												Weight (g)	JAN (4907587)
		A	B	C	D	E	F	G	H	I	J	K	L		
360049	VMB20125	φ20	32	45	24.5	12.5	24.5	7	12.5	30	19.5	10.5	22	70	—

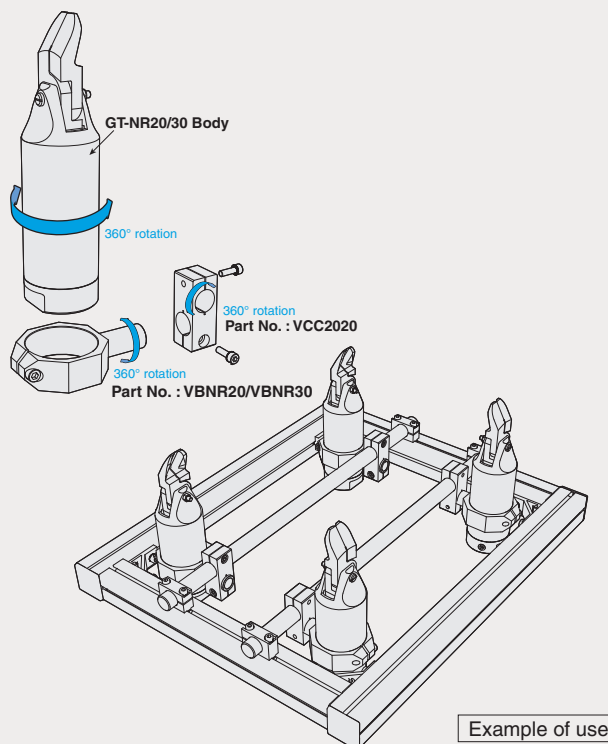
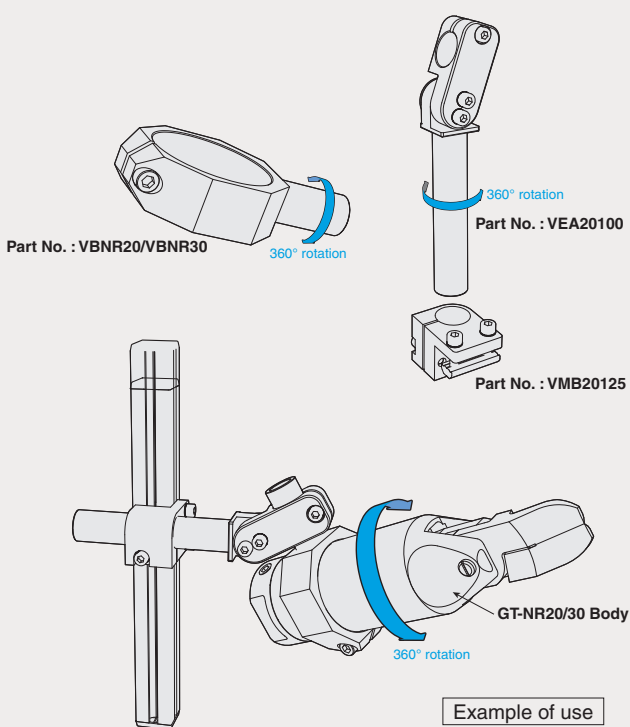
ELECTRIC TOOLS

AIR TOOLS

ONE POINT

| VCC2020 | VBNR20/30 | VEA20100 | VMB20125

Optional parts allow easy positioning of air nippers.



AIR NIPPERS

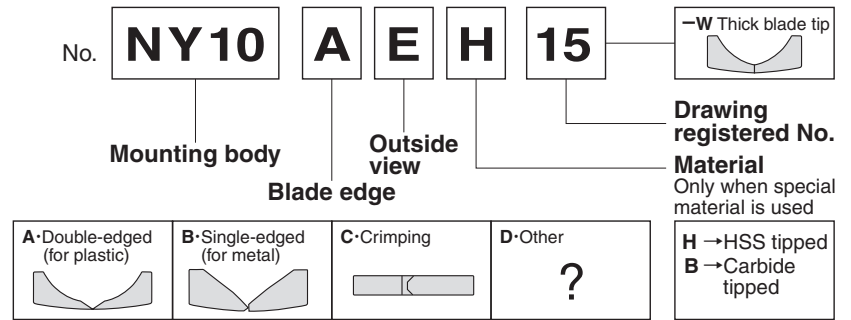
STATIC SOLUTIONS

GASOLINE ENGINE TOOLS

We design your custom-made blades, even from 1 piece!

VESSEL provides solutions of customized blades for a wide variety of applications. Custom-made blades are designed flexibly according to a wide range of demands and offered at the minimum cost and lead-time. See the examples below. We accept orders for small quantity as well.

Ref: What the model code stands for



Blade Types

A Angled 	B Angled 	C Crimping 	D Ride gate
E Nipping 	F Powerful cutting 	G Punching 	H Crank
I Plier type 	J(JL) Straight, Straight long For cases that the nipper cannot reach the gate with a normal blade because the product is long. 	K Nipping, L-shaped 	L L-shaped
M/XL/XR Side opening 	TN Tube 	VO Nail pulling 	DI Bending
VHA Scissors 	Cutting stranded wires Film gate 	Direct gate A sprue that is directly gated. 	AHE Crank, nipping For processing small gates that are automatically cut during mold release, etc.
AHW Double blades 	NH Heat nipper 		

HAND TOOLS

INDUSTRIAL BITS

CONSTRUCTION BITS

RECIPROCATING SAW BLADES

ELECTRIC TOOLS

AIR TOOLS

AIR NIPPERS

STATIC SOLUTIONS

GASOLINE ENGINE TOOLS

Guideline for Air Nipper Cutting Capability

For air nipper blades, the cutting capability changes depending on the shape and types of articles to be cut. Use the values in the following table as reference.



Slide-off air nipper blade

Model No.		Capacity ϕ			
Body No.	Type	Soft Plastic	Hard Plastic	Copper	Steel
NY03	AJ	2.0	1.3		
NY03	AJL	1.6	1.1		
NY03	AJT	2.0	1.3		
NY03	RAJ	2.0	1.3		
NY03	RAJL	1.6	1.1		
NY05	BJ		2.0	1.6	1.0
NY05	AJ	3.0	2.0		
NY05	AJL	2.8	1.6		
NY05	AJB	3.0	2.0		
NY05	AJT	3.0	2.0		
NY05	AH	3.0	2.0		
NY05	RBJ		2.0	1.6	1.0
NY05	RAJ	3.0	2.0		
NY05	RAH	3.0	2.0		
NY05	RAJL	2.8	1.6		
NY05	RAJB	3.0	2.0		
NY10	AJ	3.5	2.3		
NY10	AJL	3.2	2.1		
NY10	AD	2.3	1.6		
NY10	AJB	3.5	2.3		
NY10	AJT	3.5	2.3		
NY10	AH	3.5	2.3		
NY10	RAJ	3.5	2.3		
NY10	RAH	3.5	2.3		
NY10	RAJL	3.2	2.1		
NY10	RAJB	3.5	2.3		
NY15	AJ	4.0	2.6		
NY15	AJL	3.7	2.3		
NY15	AD	2.6	2.2		
NY15	AJB	4.0	2.6		
NY15	AJT	4.0	2.6		
NY15	AH	4.0	2.6		
NY15	RAJ	4.0	2.6		
NY15	RAH	4.0	2.6		
NY15	RAJL	3.7	2.3		
NY15	RAJB	4.0	2.6		
NY25	AJ	5.0	3.4		
NY25	AJL	4.7	3.0		
NY25	AD	3.3	2.0		
NY25	AJB	5.0	3.4		
NY25	AH	5.0	3.4		
NY25	RAJ	5.0	3.4		
NY25	RAH	5.0	3.4		
NY25	RAJL	4.7	3.0		
NY25	RAJB	5.0	3.4		

For Horizontal-Type (Normal-Reversed)

Air nipper blade

Model No.		Capacity ϕ				
Body No.	Type	Soft Plastic	Hard Plastic	Copper	Steel	Piano Wire
N3	AS			1.0	0.5	
N3	HS			1.0	0.5	
N3	AP	2.0				
N3	AE	2.0				
N3	AE406	1.5	0.8			
N3	BJ			1.0	0.5	
N5	AS			1.0	0.5	
N5	HS			1.0	0.5	
N5	AP	2.0				
N5	AE	2.0				
N5	BJ			1.0	0.5	
N7	AS			1.6	1.0	
N7	HS			1.6	1.0	
N7	AP	3.0	2.0			
N7	PF	3.0	2.0			
N7	AE	3.0	2.0			
N7	BJ			1.6	1.0	
N10	AS			1.8	1.2	
N10	HS			1.8	1.2	
N10	AP	4.0	2.6			
N10	LAB152	3.5	2			
N10	LAJ141	3.5	2			
N10L	AS			1.8	1.2	
N10L	AP	4.0	2.6			
N10L	PF	4.0	2.6			
N12	AS			2.3	1.7	
N12	HS			2.3	1.7	
N12	AP	4.5	4.0			
N20	AS			2.6	2.0	
N20	HS			2.6	2.0	
N20	AG			2.6	2.0	
N20	AP	7.0	5.0			
N20	AJ	7.0	5.0			
N20	AJL	6.0	4.0			
N20	AJB			5.0		
N20	PF	7.0	5.0			
N20	AH	6.0				
N20	AE	7.0	5.0			
N20	BFB			2.6	2.0	1.2
N20	AML1498	10×1.5	8×1			
N20	AMR1499	10×1.5	8×1			
N20	AB360	6.5	4.5			
N20	AA239	6.5	4.5			
N20	AB39	6.5	4.5			
N20	AE19A	6	4			
N20	AA27	6.5	4.5			
N20	AK249	5.5	3.5			
N20	AE1205	5.5	3.5			
N30	AS			3.3	2.8	
N30	BBB			3.3	2.8	1.2
N30	AP	10.0	6.5			
N30	AJ	10.0	6.5			
N30	AJL	8.0	5.0			
N30	PF	10.0	6.5			
N30	AE	10.0	6.5			
N30	ACD	(Bare terminal ^{1, 2.5sq} _{2.0sq})				
N30	AE2125	6.5	4.5			
N30	AA114	8	5			
N30	AE53	7	4.5			
N30	AL525	7	4.5			
N30	AJ163	8	5			
N30	AML1435	15×2	10×1.5			
N30	AMR1395	15×2	10×1.5			
N50	AS			5.5	4.5	
N50	BBB			5.5	4.5	2.0
N50F	PFL	9.5	5.5			

For Vertical-Type (Normal and Reversed combined)

NM blade

Model No.		Capacity ϕ			
Body No.	Type	Soft Plastic	Hard Plastic	Copper	Steel
NM20	AJ	7.0	5.0		
NM20	AP	7.0	5.0		
NM20	AE	7.0	5.0		
NM30	AJ	10.0	6.5		
NM30	AP	10.0	6.5		
NM30	AE	10.0	6.5		

For Double Action Air Nipper

Model No.		Capacity ϕ			
Body No.	Type	Soft Plastic	Hard Plastic	Copper	Steel
NW1	BJ			1.0	0.5
NW10	AJ		4.0		
NW10	BJ			1.8	1.2
NW20	AJ		6.5		
NW20	BJ			2.6	2.0
NW30	AJ		9.5		
NW30	BJ			3.3	2.8

• Steel wire is non-heat treated.
• Piano wire=HV320 or below.

HAND TOOLS

INDUSTRIAL BITS

CONSTRUCTION BITS

RECIPROCATING SAW BLADES


ELECTRIC TOOLS



















AIR TOOLS

AIR NIPPERS

STATIC SOLUTIONS

GASOLINE ENGINE TOOLS

 Read the instruction manual before using, and follow the instructions when using.

<p style="writing-mode: vertical-rl; transform: rotate(180deg);">HAND TOOLS</p> <h2 style="text-align: center;">Hand Tools</h2> <div style="text-align: center;">  </div>	<p style="text-align: center;">https://www.vessel.co.jp/english/support/safety/handtools.html</p> <ul style="list-style-type: none"> • Always wear protective goggles when working with the product. • Do not use the product if any abnormality such as cracks, chipping, abrasion, or deformation is found. • Make sure of the applications, size, and usage that are suitable for the product before use. • Do not use the product in place of a hammer, crowbar, or lever. • Do not use the product in which electricity is running. • Do not modify the product. <div style="text-align: right;">  </div>
<p style="writing-mode: vertical-rl; transform: rotate(180deg);">INDUSTRIAL BITS</p> <h2 style="text-align: center;">Industrial Bits</h2> <div style="text-align: center;">  </div>	<p style="text-align: center;">https://www.vessel.co.jp/english/support/safety/bit.html</p> <ul style="list-style-type: none"> • Read the instruction manual of the power tool carefully before use. • Always wear protective goggles when working with the product. • Be sure to shut off the power source before mounting or replacing bits. • Do not use the product if any abnormality such as cracks, chipping, abrasion, or deformation is found. • Never attempt to operate the power tool at no-load with the product attached. • Do not use the product in which electricity is running. • Do not modify the product. <div style="text-align: right;">  </div>
<p style="writing-mode: vertical-rl; transform: rotate(180deg);">CONSTRUCTION BITS</p> <h2 style="text-align: center;">Construction Bits</h2> <div style="text-align: center;">  </div>	<p style="text-align: center;">https://www.vessel.co.jp/english/support/safety/bit.html</p> <ul style="list-style-type: none"> • Read the instruction manual of the power tool carefully before use. • Always wear protective goggles when working with the product. • Be sure to shut off the power source before mounting or replacing bits. • Do not use the product if any abnormality such as cracks, chipping, abrasion, or deformation is found. • Never attempt to operate the power tool at no-load with the product attached. • Do not use the product in which electricity is running. • Do not modify the product. <div style="text-align: right;">  </div>
<p style="writing-mode: vertical-rl; transform: rotate(180deg);">RECIPROCATING SAW BLADES</p> <h2 style="text-align: center;">Reciprocating Saw Blades</h2> <div style="text-align: center;">  </div>	<p style="text-align: center;">https://www.vessel.co.jp/english/support/safety/saw_blades.html</p> <ul style="list-style-type: none"> • Check the applications and capabilities of the blade. • Read the instruction manual of the power tool carefully. • Always shut off the power source when replacing blades. • Before use, make sure that the blade is not loosely mounted. • Do not overload the product as this may cause damage to the blade. • Do not touch the blade just after stopping to use because they are hot. • Wear protective goggles and gloves when using the product. • Stop using the product if any abnormality is found. <div style="text-align: right;">  </div>
<p style="writing-mode: vertical-rl; transform: rotate(180deg);">ELECTRIC TOOLS</p> <h2 style="text-align: center;">Electric Tools</h2> <div style="text-align: center;">  </div>	<p style="text-align: center;">https://www.vessel.co.jp/english/support/safety/electric.html</p> <ul style="list-style-type: none"> • Always wear protective goggles when working with the product. • Be sure to shut off the power source before mounting or replacing the tip tools. • Be sure to use a tip tool for power tools. • Do not use the product if any abnormality such as cracks, chipping, abrasion, or deformation is found. • Never attempt to operate the product at no-load with a tip tool mounted on the product. • Do not use the product in which electricity is running. • Do not disassemble or modify the product. <div style="text-align: right;">  </div>
<p style="writing-mode: vertical-rl; transform: rotate(180deg);">AIR TOOLS</p> <h2 style="text-align: center;">Air Tools</h2> <div style="text-align: center;">  </div>	<p style="text-align: center;">https://www.vessel.co.jp/english/support/safety/airtools.html</p> <ul style="list-style-type: none"> • Use protective items such as a helmet, safety glasses, earplugs, dust mask, safety shoes, and others, depending on the work. • When installing or replacing the tip tools, be sure to shut off the air supply source. • Be sure to use a tip tool for power tools. • Do not use the product if any abnormality such as cracks, chipping, abrasion, or deformation is found. • Never attempt to operate the product at no-load with a tip tool mounted on the product. • Do not use the product in which electricity is running. • Do not modify the product. <div style="text-align: right;">  </div>
<p style="writing-mode: vertical-rl; transform: rotate(180deg);">AIR NIPPERS</p> <h2 style="text-align: center;">Air Nippers</h2> <div style="text-align: center;">  </div>	<p style="text-align: center;">https://www.vessel.co.jp/english/support/safety/airnipper.html</p> <ul style="list-style-type: none"> • Do not touch the blade. • Always wear protective goggles and earplugs when working with the product. • When installing or replacing blades or the nipper, be sure to shut off the power source. • Do not use the product if any abnormality such as cracks, chipping, abrasion, or deformation is found. • Do not use the product in which electricity is running. • The product may cause vibration. • Do not modify the product. <div style="text-align: right;">  </div>
<p style="writing-mode: vertical-rl; transform: rotate(180deg);">STATIC SOLUTIONS</p> <h2 style="text-align: center;">Static Solutions</h2> <div style="text-align: center;">  </div>	<p style="text-align: center;">https://www.vessel.co.jp/english/support/safety/staticelectric.html</p> <ul style="list-style-type: none"> • Do not use the product in the environments requiring the explosion-proof measures. • Do not use the product in an atmosphere containing flammable or combustible substances. • Do not use the product in an environment subject to rapid temperature changes or where condensation occurs. • Do not use the product in a place where it is exposed to water, solvents, oil, etc. or in a humid place. • Do not use the product with the power supply standard or the air pressure other than those specified in the specifications. • Do not disassemble or modify the product. <div style="text-align: right;">  </div>
<p style="writing-mode: vertical-rl; transform: rotate(180deg);">GASOLINE ENGINE TOOLS</p> <h2 style="text-align: center;">Gasoline Engine Tools</h2> <div style="text-align: center;">  </div>	<p style="text-align: center;">https://www.vessel.co.jp/english/support/safety/gasolineengine.html</p> <ul style="list-style-type: none"> • In case any crack, chip, or deformation is observed, stop using the unit immediately. • Do not use the unit or fill fuel in presence of flame or spark. • Make sure to use two cycle oil with gasoline at mixture ratio of 1:25. • The unit emit vibration, heat and exhaust fumes. • Always wear eye, head and ear protectors when using this tool. <div style="text-align: right;">  </div>